

Connector set - HC-STA-A16PT-BWS-HT-M25-ELCAL - 1424461

Please be informed that the data shown in this PDF Document is generated from our Online Catalog. Please find the complete data in the user's documentation. Our General Terms of Use for Downloads are valid (<http://phoenixcontact.com/download>)



Connector set, degree of protection: IP67, number of positions: 16, material: Die-cast aluminum, salt water resistant, connection method: Push-in connection, connection cross section: AWG 26- 14



Key Commercial Data

Packing unit	1 pc
GTIN	 4 055626 372907
GTIN	4055626372907
Weight per Piece (excluding packing)	387.000 g
Custom tariff number	85366990
Country of origin	China
Note	Made to Order (non-returnable)

Technical data

General

Type	D25
Connection method	Push-in connection
Degree of protection for housing	IP66
	IP67
	4 (UL 50e)
	4X (UL 50e)
	12 (UL 50e)
Connection method	Push-in connection
Rated voltage (III/3)	250 V
Rated surge voltage	4 kV
Rated current	16 A
Conductor cross section	0.14 mm ² ... 2.5 mm ² (applies to stranded conductors with ferrules)
Connection cross section AWG	26 ... 14

Connector set - HC-STA-A16PT-BWS-HT-M25-ELCAL - 1424461

Technical data

General

External cable diameter	11 mm ... 17 mm
Ambient temperature (operation)	-40 °C ... 100 °C
Length of the assembly cutout	74 mm
Width of the assembly cutout	24 mm
Housing material	Die-cast aluminum, salt water resistant
Contact carrier material	PC
Locking latch material	PA
Integrated protective cover	no

Standards and Regulations

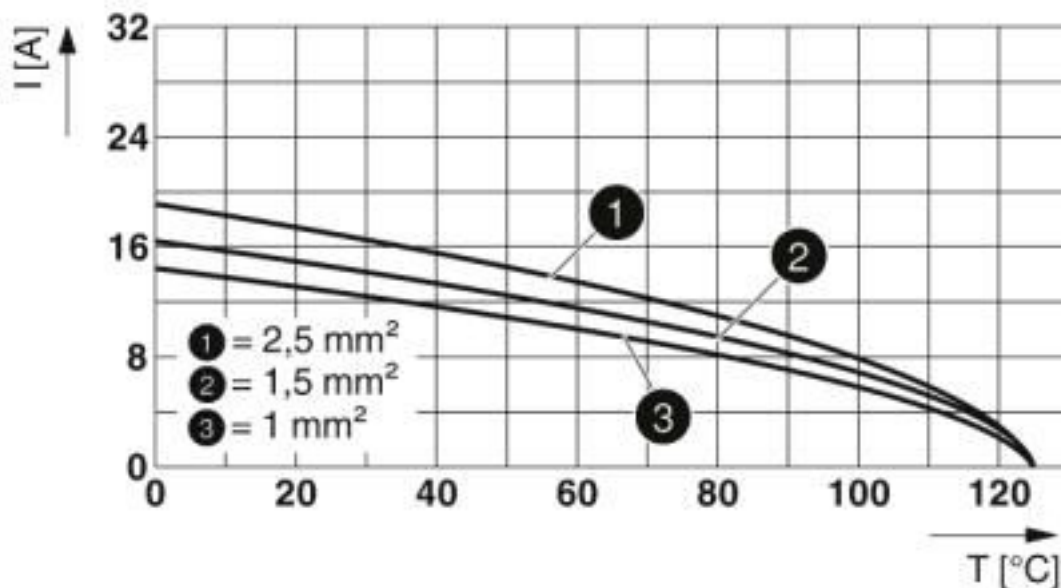
Flammability rating according to UL 94	V0
--	----

Environmental Product Compliance

REACH SVHC	Lead 7439-92-1
------------	----------------

Drawings

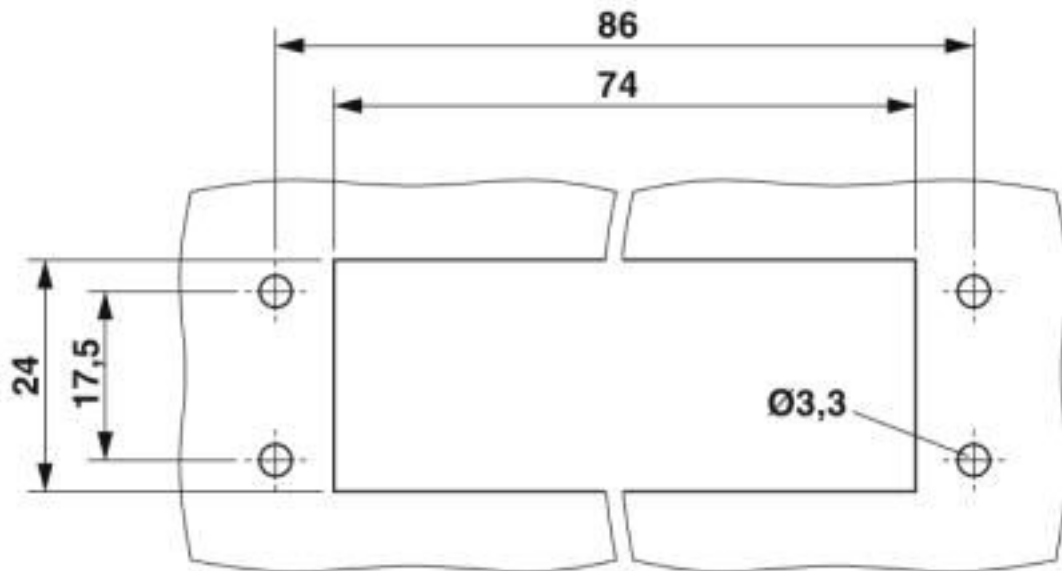
Diagram



Derating diagram

Connector set - HC-STA-A16PT-BWS-HT-M25-ELCAL - 1424461

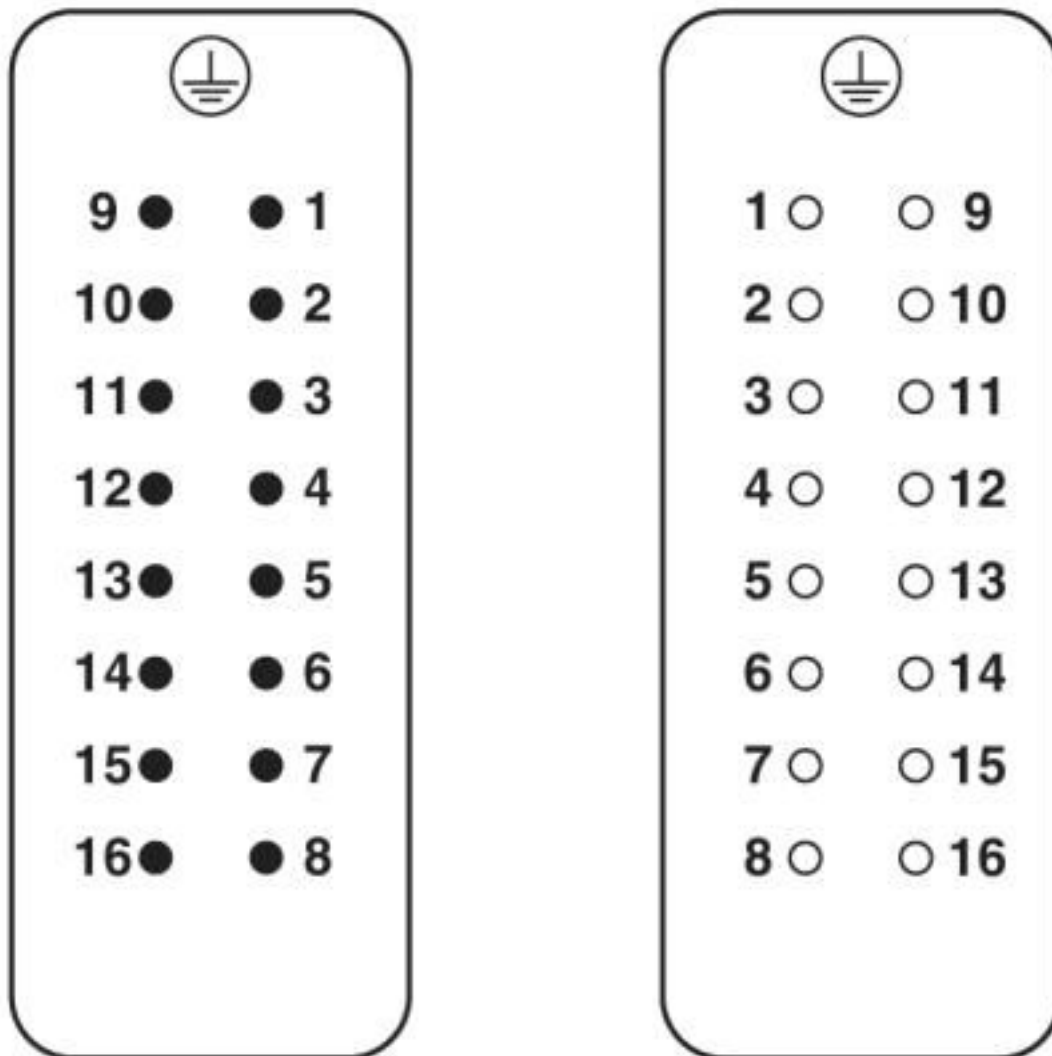
Dimensional drawing



Mounting cutout

Connector set - HC-STA-A16PT-BWS-HT-M25-ELCAL - 1424461

Schematic diagram



Pin assignment, connection side, pin left, socket right

Articles in set

Contact insert - HC-A16-I-PT-M - 1585375



Contact insert, number of positions: 16+PE, size: D25, number of connections per position: 1, Pin, Push-in connection, 250 V, 16 A, 0.14 mm² ... 2.5 mm²

Connector set - HC-STA-A16PT-BWS-HT-M25-ELCAL - 1424461

Articles in set

Contact insert - HC-A16-I-PT-F - 1585388



Contact insert, number of positions: 16+PE, size: D25, number of connections per position: 1, Socket, Push-in connection, 250 V, 16 A, 0.14 mm² ... 2.5 mm²

Housing - HC-STA-D25-BWS-EL-AL - 1424391



Panel mounting base D25, with single locking latch, material: Die-cast aluminum, salt water resistant, height: 26 mm, cable gland: none, support sleeve: no, Standard

Housing - HC-STA-D25-HHFS-1TTM25-ELC-AL - 1424382



Sleeve housing D25, for single locking latch, material: Die-cast aluminum, salt water resistant, cable outlets: 1, straight, height: 72 mm, cable gland: none, support sleeve: no, 1x M25, Standard

Cable gland - G-INS-M25-M68N-NNES-S - 1411165



Cable gland, cable gland material: Nickel-plated brass, external cable diameter 11 mm ... 17 mm, shielding: no, connecting thread: M25 x 1.5, color: silver, with O-ring

Classifications

eCl@ss

eCl@ss 10.0.1	27440101
eCl@ss 9.0	27440101

ETIM

ETIM 6.0	EC002636
ETIM 7.0	EC002636

Approvals

Approvals

Connector set - HC-STA-A16PT-BWS-HT-M25-ELCAL - 1424461

Approvals

Approvals

DNV GL / EAC

Ex Approvals

Approval details

DNV GL		https://approvalfinder.dnvgl.com/	TAE000037S
--------	---	---	------------

EAC			RU C- DE.BL08.B.00511
-----	---	--	--------------------------
