

# COMBAT TROUSER

## TR259

### PRODUCT DESCRIPTION

Our Hi-Vis Arc Combat Trousers combine ripstop stretch fabric with Class 1 high-visibility protection for durability and safety on the job. A secure waistband, reinforced kneepad pockets, and pre-bent knees ensure comfort and flexibility in demanding environments.

Certified to APC 1 with an 8 cal/cm<sup>2</sup> ELIM rating, the TR259 integrates SafetyICON™ technology, so you always know your protection level. Triple-stitched seams, reinforced hems, and industrial-wash reflective tape keep it performing wear after wear.

### PRODUCT DETAILS






- FITS:** Male & Female
- MALE SIZES:** 30"-52" Regular | 30-44" Tall (TR259M)
- FEMALE SIZES:** 8-18 Regular (TR259F)
- More sizes & fits are available but are not stocked.  
Leadtimes will apply.
- COLOUR:** HV Yellow & Navy



### BOX TEST ARC RATING



### EN STANDARDS

 EN ISO 11612: 2015 A1, B1 C1, F1	 EN 1149-5: 2018 Pt. 5:2018 Pt. 3:2004 Charge Decay	 EN 61482-2: 2020 APC 1 ELIM=8cal/cm <sup>2</sup>	 EN ISO 20471: 2013 +A1:2016 Class 1	 EN 13758-2:2003 +A1:2006 UPF 40+
--	---	--	--	---

# COMBAT TROUSER

## TR259

### FEATURES & BENEFITS

- ✓ Waistband with concealed swivel front fastening
- ✓ Navy slanted hip pockets to minimise visible dirt in high traffic area
- ✓ FR Spiral zip for increase strength
- ✓ Gusset for ease of movement
- ✓ Combat pocket style with phone pocket on left hand side as worn
- ✓ Ruler/Tool pockets behind side seam on right hand side as worn
- ✓ Concealed D-ring to inner pocket
- ✓ Top loading reinforced kneepad pocket with positional bar tacks
- ✓ Pre-bent knees for ease of movement
- ✓ Triple needle stitching
- ✓ Reinforced hems
- ✓ 5 wide belt loops
- ✓ Large back belt loop to prevent belt from rising
- ✓ Safety/CON with ELIM rating
- ✓ FR Industrial wash reflective tape

### FABRIC SPECIFICATION:

- ✓ Weight: 265gms
- ✓ Weave Type: Ripstop Stretch

### PRODUCT CARE:

- ✓ Maximum washing temp 60°C
- ✓ Drying temperature: up to 60°C
- ✓ Ironing: Medium temperature
- ✓ Dry clean permissible
- ✓ Do not use bleach



Concealed swivel front fastening



Combat pocket style



Pre-bent knees for ease of movement



# COMBAT TROUSER

## WEARER FIT GUIDE - FEMALE

### BODY MEASUREMENTS

SIZE	WAIST (cm / Inches)		HIP (cm / Inches)	
6	63-68cm	25-27"	83-88cm	33-35"
8	68-73cm	27-29"	88-93cm	35-37"
10	73-78cm	29-31"	93-98cm	37-39"
12	78-83cm	31-33"	98-103cm	39-41"
14	83-88cm	33-35"	103-108cm	41-43"
16	88-93cm	35-37"	108-113cm	43-45"
18	93-98cm	37-39"	113-118cm	45-47"
20	98-103cm	39-41"	118-123cm	47-49"
22	103-108cm	41-43"	123-128cm	49-51"
24	108-113cm	43-45"	128-133cm	51-53"
26	113-118cm	45-47"	133-138cm	53-55"

### WEARER HEIGHT

SIZE	HEIGHT (cm / Inches)	
Short	157-164cm	5'1"-5'4"
Regular	164-172cm	5'4"-5'7"
Tall	172-180cm	5'7"-5'9"

### WEARER INSIDE LEG

SIZE	INSIDE LEG (cm / Inches)	
Short	76cm	30"
Regular	81cm	32"
Tall	86cm	34"

### MEASURING GUIDE

Measurements must be taken wearing clothing usually worn underneath waterproof outerwear. The tape measure should be fairly loose and not pulled too tight.

- ✓ **BUST** - measure under the arms at the fullest part around the bust horizontally with arms by your side
- ✓ **WAIST** - measure around the natural waistline at the fullest part
- ✓ **HIP** - with the feet together measure around fullest part of the hips
- ✓ **HEIGHT** - with bare feet together measure from the top of the head to the floor
- ✓ **INSIDE LEG** - in bare feet take the measurement from the top of the inside leg and measure down the inside leg to the floor

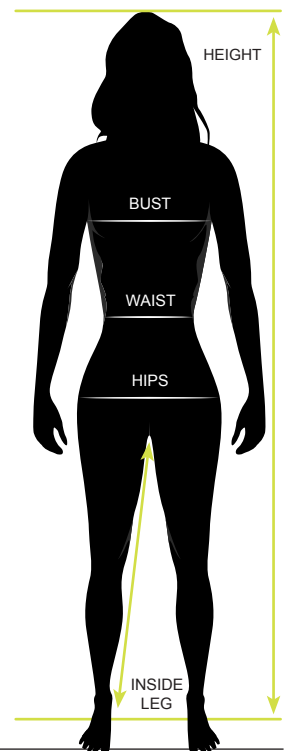
Once measurements are taken compare them to the fit guide measurement tables to find your Jacket and Trousers size.

When fitting the Trousers if the waist and seat measurements fall into different size categories then choose the larger size to ensure the trousers are not too close fitting.

If the height and inside leg measurements fall into different length categories then choose the jacket length based on the height measurement and the trousers length based on the inside leg measurement.

*\*These styles are historically perceived as FEMALE but can be worn by any person whose body measurements fit into the above tables.*

*\*\*Please note when using the measurement tables that all manufacturing tolerances and standard garment over-measures have been taken into account. This ensures any slight variances in manufacture or fabric shrinkage after washing will not affect the fit of the garments.*



# COMBAT TROUSER

## WEARER FIT GUIDE - MALE

### BODY MEASUREMENTS

SIZE	WAIST (cm / Inches)	
26	70-75cm	28-30"
28	75-80cm	30-32"
30	80-85cm	32-33"
32	85-90cm	33-35"
34	90-95cm	35-37"
36	95-100cm	37-39"
38	100-105cm	39-41"
40	105-110cm	41-43"
42	110-115cm	43-45"
44	115-120cm	45-47"
46	120-125cm	47-49"
48	125-130cm	49-51"
50	130-135cm	51-53"
52	135-140cm	53-55"
54	140-145cm	55-57"

### WEARER HEIGHT

SIZE	HEIGHT (cm / Inches)	
Short	164-172cm	5'4"-5'7"
Regular	172-180cm	5'7"-5'9"
Tall	180-188cm	5'9"-6'2"

### WEARER INSIDE LEG

SIZE	INSIDE LEG (cm / Inches)	
Short	76cm	30"
Regular	81cm	32"
Tall	86cm	34"

### MEASURING GUIDE

Measurements must be taken wearing clothing usually worn underneath waterproof outerwear. The tape measure should be fairly loose and not pulled too tight.

- ✓ **CHEST** - measure under the arms at the fullest part around the chest horizontally with arms by your side
- ✓ **WAIST** - measure around the natural waistline at the fullest part
- ✓ **SEAT** - with the feet together measure around fullest part of the hips
- ✓ **HEIGHT** - with bare feet together measure from the top of the head to the floor
- ✓ **INSIDE LEG** - in bare feet take the measurement from the top of the inside leg and measure down the inside leg to the floor

Once measurements are taken compare them to the fit guide measurement tables to find your Jacket and Trousers size.

When fitting the Trousers if the waist and seat measurements fall into different size categories then choose the larger size to ensure the trousers is not too close fitting.

If the height and inside leg measurements fall into different length categories then choose the jacket length based on the height measurement and the trousers length based on the inside leg measurement.

*\*These styles are historically perceived as MALE but can be worn by any person whose body measurements fit into the above tables.*

*\*\*Please note when using the measurement tables that all manufacturing tolerances and standard garment over-measures have been taken into account. This ensures any slight variances in manufacture or fabric shrinkage after washing will not affect the fit of the garments.*

