



CIRCUIT BREAKER 3VA2 IEC FRAME 160 BREAKING CAPACITY CLASS M ICU=55KA @ 415 V 3POLE, LINE PROTECTION ETU320, LI, IN=160A OVERLOAD PROTECTION IR=64A ...160A SHORT CIRCUIT PROTECTION II=1,5...10 X IN BUSBAR CONNECTION

| Model | | |
|---|--|-----------------------------|
| product brand name | | SETRON |
| Product designation | | Molded case circuit breaker |
| Design of the product | | Line protection |
| Product variations | | Selective Applications |
| Ground fault monitoring version | | Without |
| Design of the operating mechanism | | toggle handle |
| Type of the driving mechanism / motor drive | | No |
| Design of the overcurrent release | | ETU320 |

| General technical data | | |
|---|--|--------|
| Number of poles | | 3 |
| Trip class / of the L-trip / with I2t characteristic / initial value | | 0.5 |
| Trip class / of the L-trip / with I2t characteristic / Full-scale value | | 17 |
| Electrical endurance (switching cycles) | | |
| • at AC-1 / at 380/415 V / at 50/60 Hz | | 12 000 |
| Mechanical service life (switching cycles) / typical | | 20 000 |

| Voltage | | |
|--|---|-------------------|
| Insulation voltage / Rated value | V | 800 |
| Protection class | | |
| Protection class IP | | IP40 |
| Protection class IP / on the front | | IP40 |
| Protective function of the overcurrent release | | LI |
| Switching capacity | | |
| Switching capacity class of the circuit breaker | | M |
| Dissipation | | |
| Active power loss | | |
| • maximum | W | 25.5 |
| Electricity | | |
| Continuous current / Rated value / maximum | A | 160 |
| Continuous current / Rated value | A | 160 |
| Adjustable response value current / of the instantaneous short-circuit release / initial value | A | 240 |
| Main circuit | | |
| Operating voltage | | |
| • at AC / at 50/60 Hz / Rated value | V | 690 |
| Operating current | | |
| • at 40 °C / Rated value | A | 160 |
| • at 50 °C / Rated value | A | 160 |
| • at 60 °C / Rated value | A | 160 |
| • at 65 °C / Rated value | A | 160 |
| • at 70 °C / Rated value | A | 160 |
| Auxiliary circuit | | |
| Number of NC contacts / for auxiliary contacts | | 0 |
| Number of NO contacts / for auxiliary contacts | | 0 |
| Suitability | | |
| Suitability for use | | system protection |
| Adjustable parameters | | |
| Adjustable response value current | | |
| • of I-trip / Full-scale value | A | 1 600 |
| • for N-conductor protection / initial value | A | 0 |
| • for N-conductor protection / Full-scale value | A | 0 |
| Adjustable response value current / of the current-dependent overload release / initial value | A | 63 |
| Product details | | |
| Product component | | |

| | | |
|--|--|-----|
| • display | | No |
| Product property | | |
| • for neutral conductors / upgradeable/retrofitable / Short-circuit and overload proof | | No |
| Product expansion / optional / motor drive | | Yes |

Product function

| | | |
|-------------------------------|--|-----|
| Product function | | |
| • Intrinsic device protection | | Yes |
| • communication function | | No |
| • other measurement function | | No |

Short circuit

| | | |
|--|----|------|
| Operational short-circuit current breaking capacity (Ics) | | |
| • at 240 V / Rated value | kA | 85 |
| • at 415 V / Rated value | kA | 55 |
| • at 440 V / Rated value | kA | 55 |
| • at 500 V / Rated value | kA | 36 |
| • at 690 V / Rated value | kA | 2.5 |
| Maximum short-circuit current breaking capacity (Icu) | | |
| • at 240 V / Rated value | kA | 85 |
| • at 415 V / Rated value | kA | 55 |
| • at 440 V / Rated value | kA | 55 |
| • at 500 V / Rated value | kA | 36 |
| • at 690 V / Rated value | kA | 2.5 |
| Short-circuit current making capacity (Icm) | | |
| • at 240 V / Rated value | kA | 187 |
| • at 415 V / Rated value | kA | 121 |
| • at 440 V / Rated value | kA | 121 |
| • at 500 V / Rated value | kA | 75.6 |
| • at 690 V / Rated value | kA | 3.75 |

Connections

| | | |
|---|--|----------------|
| Arrangement of electrical connectors / for main current circuit | | Front terminal |
| Type of connectable conductor cross-section | | |
| • for flat-bar terminal connection / minimum | | 13 x 1 mm |
| • for flat-bar terminal connection / maximum | | 25 x 8.5 |
| Type of electrical connection / for main current circuit | | Lug terminal |

Mechanical Design

| | | |
|---------------|----|-----|
| Height | mm | 181 |
| Width | mm | 105 |





| | | |
|---------------|----|----------------|
| Depth | mm | 107 |
| Mounting type | | fixed mounting |




Environmental conditions

| | | |
|------------------------------|----|-----|
| Ambient temperature | | |
| • during operation / minimum | °C | -25 |
| • during operation / maximum | °C | 70 |
| • during storage / minimum | °C | -40 |
| • during storage / maximum | °C | 80 |

Certificates

| | | |
|--------------------------|--|---|
| Equipment marking | | |
| • acc. to DIN EN 61346-2 | | Q |
| • acc. to DIN EN 81346-2 | | Q |

| General Product Approval | EMC | Declaration of Conformity | Test Certificates |
|--|--|--|---|
|  CCC |  VDE |  EAC |  EG-Konf. |
| | sonstig | | Typprüfbescheinigung/Werkszeugnis |

| Shipping Approval | other |
|--|---|
|  DNV |  GL |
|  LRS | sonstig |

Further information

Information- and Downloadcenter (Catalogs, Brochures,...)

<http://www.siemens.com/lowvoltage/catalogs>

Industry Mall (Online ordering system)

<https://eb.automation.siemens.com/mall/en/WW/Catalog/Product/3VA21165HL320AA0>

Service&Support (Manuals, Certificates, Characteristics, FAQs,...)

<http://support.automation.siemens.com/WW/view/en/3VA21165HL320AA0/all>

Image database (product images, 2D dimension drawings, 3D models, device circuit diagrams, ...)

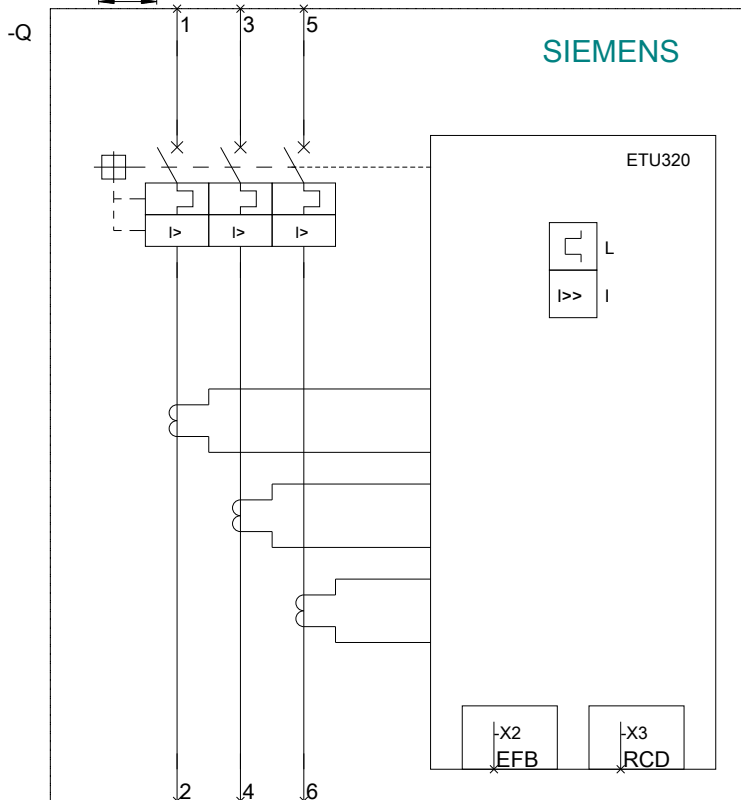
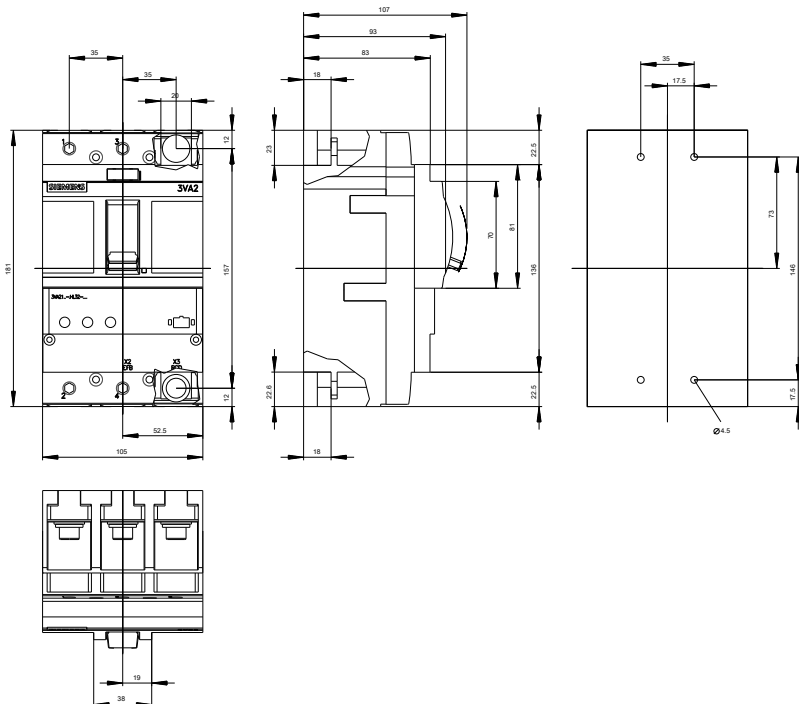
http://www.automation.siemens.com/bilddb/cax_en.aspx?mlfb=3VA21165HL320AA0

CAX-Online-Generator

<http://www.siemens.com/cax>

Tender specifications

<http://ausschreibungstexte.siemens.com/tiplv>



last modified:

20.07.2015