

## AC charging cable - EV-T2G3C-1AC32A-4,0M6,0ESBK01 - 1623503

Please be informed that the data shown in this PDF Document is generated from our Online Catalog. Please find the complete data in the user's documentation. Our General Terms of Use for Downloads are valid (<http://phoenixcontact.com/download>)




AC charging cable with Vehicle Connector, open cable end, with protective cap, Type 2, IEC 62196-2, 32 A / 250 V (AC), Design line C-Line, Cable: 4 m, black, straight, Mating face: black, Handle area: gray

### Product Description

AC charging cable with Vehicle Connector and open cable end for charging electric vehicles (EV) with alternating current (AC) via type 2 Vehicle Inlets, for installation at charging stations for E-Mobility (EVSE)

### Key Commercial Data

Packing unit	1
GTIN	 4 055626 177847
GTIN	4055626177847
Custom tariff number	85444290

### Technical data

#### Environmental Product Compliance

China RoHS	Environmentally Friendly Use Period = 10;
	For details about hazardous substances go to tab "Downloads", Category "Manufacturer's declaration"

#### Product definition

Product type	AC charging cable with Vehicle Connector, open cable end, with protective cap
Type	Design line 2
Standards/regulations	IEC 62196-2
Charging standard	Type 2
Charging mode	Mode 3
Type of charging current	AC single-phase

#### Dimensions

Height	137 mm
Width	70 mm

# AC charging cable - EV-T2G3C-1AC32A-4,0M6,0ESBK01 - 1623503

## Technical data

### Dimensions

Depth	215.9 mm
Conductor length	4 m
Stripping length	60 mm ±15 mm

### Ambient conditions

Ambient temperature (operation)	-30 °C ... 50 °C
Ambient temperature (storage/transport)	-40 °C ... 80 °C
Max. altitude	5000 m (above sea level)
Degree of protection	IP44 (plugged in)
	IP56 (Protective cap)

### Electrical properties

Maximum charging power	8 kW
Number of phases	1
Number of power contacts	3 (L1, N, PE)
Rated current of power contacts	32 A
Rated voltage for power contacts	250 V AC
Number of signal contacts	2 (CP, PP)
Rated current for signal contacts	2 A
Rated voltage for signal contacts	30 V AC
Type of signal transmission	Pulse width modulation
Resistor coding	220 Ω (between PE and PP)

### Mechanical properties

Insertion/withdrawal cycles	> 10000
Insertion force	< 100 N
Withdrawal force	< 100 N

### Design

Design line	C-Line
Housing color	black
Pin connector pattern color	black
Color handle area	gray
Color protective cap	black
Customer variations	On request

### Material

Housing material	Plastic
Material connection profile	Plastic
Material handle area	Soft plastic

# AC charging cable - EV-T2G3C-1AC32A-4,0M6,0ESBK01 - 1623503

## Technical data

### Material

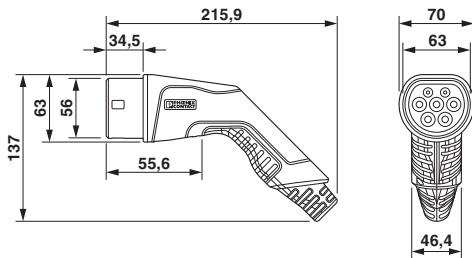
Material protective cap	Soft plastic
Material surface of contacts	Ag

### Cable

Cable structure	3 x 6.0 mm <sup>2</sup> + 1 x 0.5 mm <sup>2</sup> (prEN 50620, VDE Reg. 8789 class 5)
External cable diameter	12.8 mm ±0.4 mm
Type of conductor	straight
Outer sheath, material	TPE-U
External sheath, color	black
Minimum bending radius	192 mm (15 x diameter)

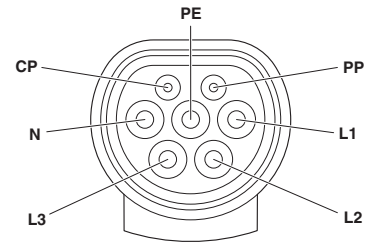
## Drawings

Dimensional drawing



Dimensional drawing of Vehicle Connector

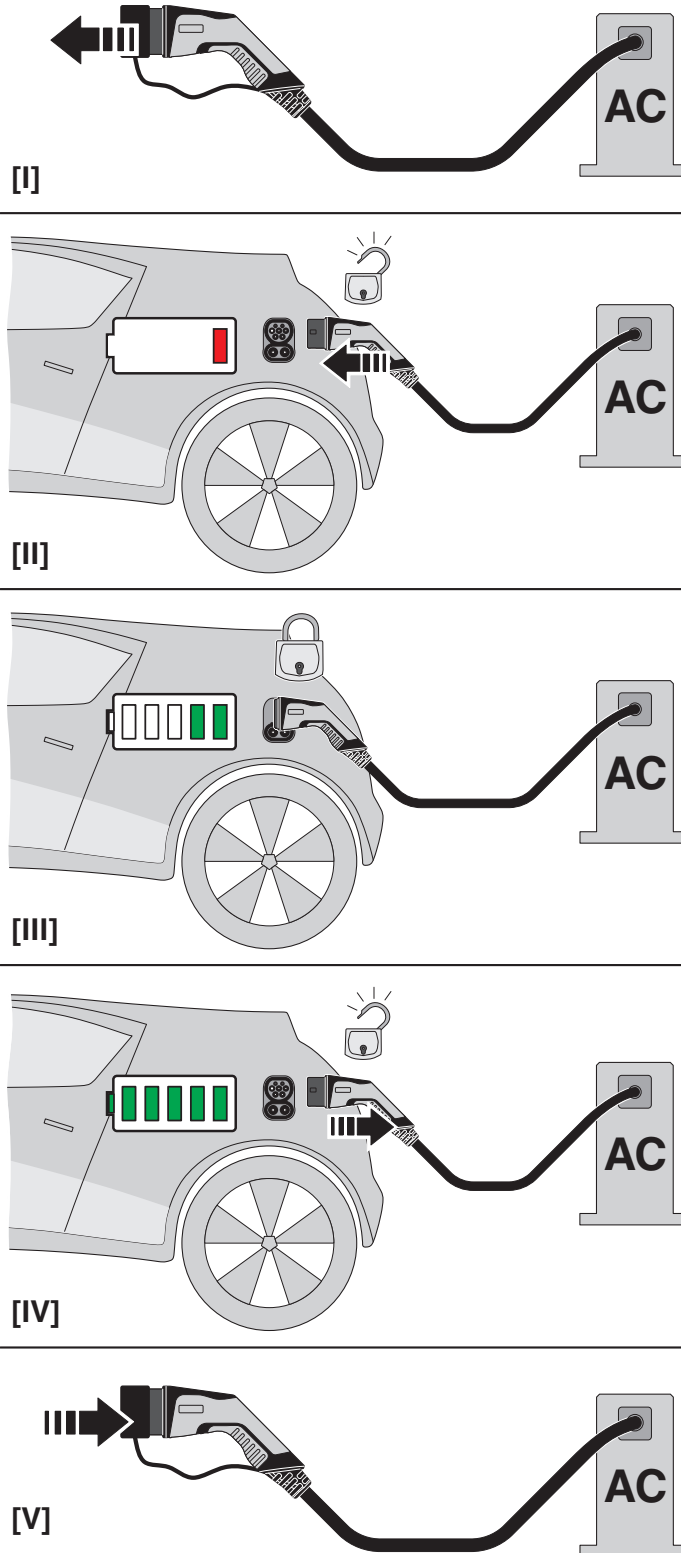
Schematic diagram



Pin assignment of the Vehicle Connector

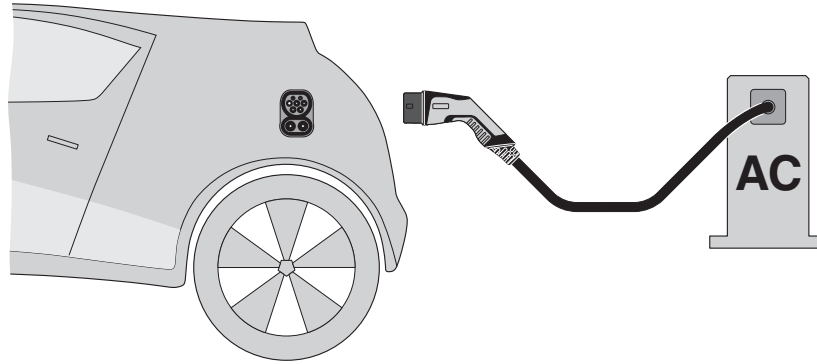
# AC charging cable - EV-T2G3C-1AC32A-4,0M6,0ESBK01 - 1623503

Schematic diagram



# AC charging cable - EV-T2G3C-1AC32A-4,0M6,0ESBK01 - 1623503

Schematic diagram



## Terminology definition

## Classifications

### eCl@ss

eCl@ss 4.0	272607xx
eCl@ss 4.1	27260701
eCl@ss 5.0	27260701
eCl@ss 6.0	27279220
eCl@ss 7.0	27440103
eCl@ss 8.0	27059290
eCl@ss 9.0	27144705

### ETIM

ETIM 3.0	EC002061
ETIM 4.0	EC002061
ETIM 5.0	EC002839

### UNSPSC

UNSPSC 6.01	30211923
UNSPSC 7.0901	39121522
UNSPSC 11	39121522
UNSPSC 12.01	39121522
UNSPSC 13.2	39121522

## Accessories

Accessories

Mounting material

## AC charging cable - EV-T2G3C-1AC32A-4,0M6,0ESBK01 - 1623503

### Accessories

Holder - EV-T2AC-PARK - 1624148



Retainer for Vehicle Connector as parking position at charging stations (EVSE), Type 2, IEC 62196-2