



Connectors > PCB Connectors > PCB Headers & Receptacles > AMP HPI 2.5 mm Headers



PCB Connector Type: **PCB Mount Header**

PCB Mount Orientation: **Right Angle**

Connector System: **Wire-to-Board**

Number of Positions: **9**

Number of Rows: **1**

[All AMP HPI 2.5 mm Headers \(78\)](#)

Features

Product Type Features

PCB Connector Type	PCB Mount Header
Connector System	Wire-to-Board
Header Type	Partially Shrouded
Sealable	No
Connector & Contact Terminates To	Printed Circuit Board
Connector Product Type	Connector Assembly

Configuration Features

PCB Mount Orientation	Right Angle
Number of Positions	9
Number of Rows	1

Electrical Characteristics

Operating Voltage	250 VDC
-------------------	---------

Body Features



Primary Product Color	Natural
-----------------------	---------

Contact Features

Mating Square Post Dimension	.64 mm[.025 in]
Contact Shape & Form	Square
Contact Mating Area Length	4 mm[.158 in]
Contact Base Material	Brass
PCB Contact Termination Area Plating Material	Tin
Contact Mating Area Plating Material	Tin (Sn)
Contact Type	Pin
Contact Current Rating (Max)	3 A

Termination Features

Termination Post & Tail Length	3.4 mm[.134 in]
Square Termination Post & Tail Dimension	.64 mm[.025 in]
Termination Method to PCB	Through Hole - Solder

Mechanical Attachment

Mating Retention	Without
PCB Mount Retention Type	Kinked Tines
Mating Alignment Type	Polarization
PCB Mount Retention	With
PCB Mount Alignment	Without
Connector Mounting Type	Board Mount
Mating Alignment	With

Housing Features

Housing Material	Nylon 66 GF
Centerline (Pitch)	2.5 mm[.098 in]

Dimensions

Connector Width	8.2 mm[.323 in]
PCB Thickness (Recommended)	1 – 1.6 mm[.039 – .063 in]
Connector Height	4.2 mm[.165 in]
Connector Length	25 mm[.984 in]

Usage Conditions

Operating Temperature Range	-25 – 85 °C[-13 – 185 °F]
-----------------------------	---------------------------



Operation/Application

Circuit Application	Signal
---------------------	--------

Industry Standards

UL Flammability Rating	UL 94V-0
------------------------	----------

Packaging Features

Packaging Quantity	14000
Packaging Method	Bag

Product Compliance

For compliance documentation, visit the product page on TE.com>

EU RoHS Directive 2011/65/EU	Compliant
EU ELV Directive 2000/53/EC	Compliant
China RoHS 2 Directive MIIT Order No 32, 2016	No Restricted Materials Above Threshold
EU REACH Regulation (EC) No. 1907/2006	Current ECHA Candidate List: JAN 2025 (247) Candidate List Declared Against: JAN 2025 (247) Does not contain REACH SVHC
Halogen Content	Low Halogen - Br, Cl, F, I < 900 ppm per homogenous material. Also BFR/CFR/PVC Free
Solder Process Capability	Not lead free process capable

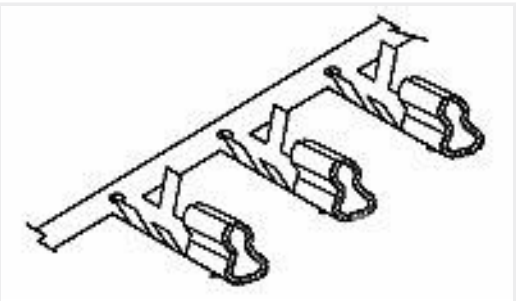
Product Compliance Disclaimer

This information is provided based on reasonable inquiry of our suppliers and represents our current actual knowledge based on the information they provided. This information is subject to change. The part numbers that TE has identified as EU RoHS compliant have a maximum concentration of 0.1% by weight in homogenous materials for lead, hexavalent chromium, mercury, PBB, PBDE, DBP, BBP, DEHP, DIBP, and 0.01% for cadmium, or qualify for an exemption to these limits as defined in the Annexes of Directive 2011/65/EU (RoHS2). Finished electrical and electronic equipment products will be CE marked as required by Directive 2011/65/EU. Components may not be CE marked. Additionally, the part numbers that TE has identified as EU ELV compliant have a maximum concentration of 0.1% by weight in homogenous materials for lead, hexavalent chromium, and mercury, and 0.01% for cadmium, or qualify for an exemption to these limits as defined in the Annexes of Directive 2000/53/EC (ELV). Regarding the REACH Regulation, the information TE provides on SVHC in articles for this part number is based on the latest European Chemicals Agency (ECHA) 'Guidance on requirements for substances in articles' posted at this URL: <https://echa.europa.eu/guidance-documents/guidance-on-reach>

Compatible Parts



TE Part # 440133-9
[2.5MM,HSG,9POS](#)



TE Part # 440134-1
[2.5mm,Crimp Contact](#)


Customers Also Bought



TE Part #3-2232960-3
[3P POTTED RAST 2.5 HEADER](#)



TE Part #4-1971798-4
[NEW GI CONN2.5 HDR ASMBLY 4P YLW D1.0](#)




TE Part #CAT-G7534A-H342A
[Glow Wire Sig GRACE INERTIA Header](#)



TE Part #2368182-9
[RA SMC2.5 Potting header_9P](#)



TE Part #1-2299683-5
[EP2.5 HDR 5P VERT W/O BOSS, TAPING,RED](#)



TE Part #3-2232546-2
[GI2.5 HDR ASS 3P BL NO BOSS TAPE](#)



TE Part #1376384-6
[5mm POWER KEY 4P HDR ASSEMBL HIGH TEMP](#)



TE Part #6-1376385-1
[B-T-W CONN. 6P HDR ASSEMBL-WITHOUT PIN2](#)



TE Part #1-2232960-6
[6P POTTED RAST 2.5 HEADER](#)

Documents

[Product Drawings](#)
[2.5MM,HDR,9POS,R/A](#)
English

[CAD Files](#)
[3D PDF](#)
3D

[Customer View Model](#)
[ENG_CVM_CVM_440053-9_A2.2d_dxf.zip](#)



English

Customer View Model

[ENG_CVM_CVM_440053-9_A2.3d_igs.zip](#)

English

Customer View Model

[ENG_CVM_CVM_440053-9_A2.3d_stp.zip](#)

English

By downloading the CAD file I accept and agree to the [Terms and Conditions](#) of use.

Datasheets & Catalog Pages

[HPI Connectors QRG](#)

English

Product Specifications

[AMP 2.5MM PITCH HPI WIRE TO BOARD SYSTEM.](#)

English

[Application Specification](#)

English

Agency Approvals

[UL Report](#)

English

[UL Report](#)

English