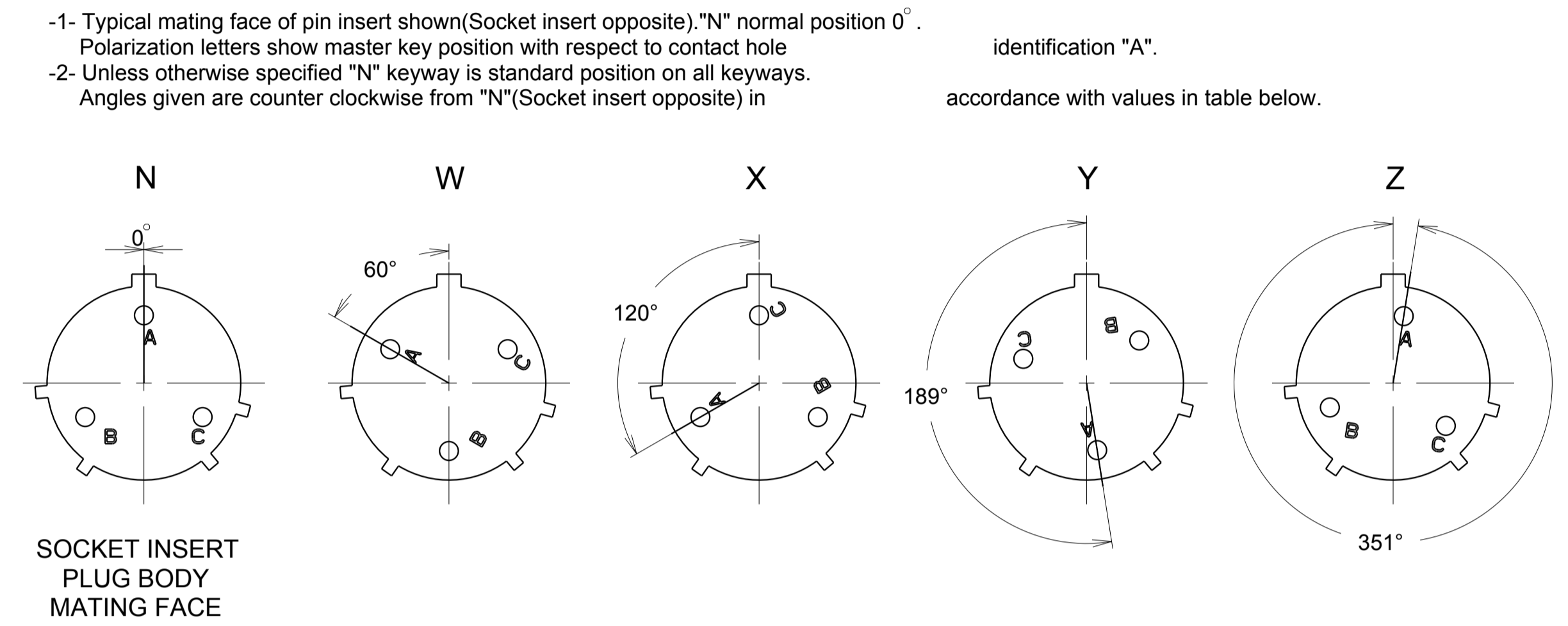


# Contact layout for UTO, UTOW & UTS female connectors

Shell size	Contacts : Size and quantity				UTO	UTOW	UTS	Insert with ground contact	Insert position in shell				Drilling Hole Pattern drawing (N insert position)
	#20	#16	#12	#8					W	X	Y	Z	
10	2		2		102W2		102W2		-	-	-	-	UTO-DHP-002-C01
		3			103		103	X	-	-	-	-	
	3	3			103W3		103W3		-	-	-	-	
		4			104		104		45°	-	-	-	
		4			1044				45°	-	-	-	
12	6					106	106		90°	-	-	-	UTOW-DHP-003-C01
		4			124		124	X	-	-	-	45°	UTO-DHP-002-C01
		4			1244		1244		-	-	-	-	UTO-DHP-002-C01
		8			128		128		26°	-	-	-	UTO-DHP-002-C01
14	10					1210	1210		60°	155°	270°	295°	UTOW-DHP-003-C01
				3	142G1		142G1	X	-	-	-	-	UTO-DHP-002-C01
		7			147		147	X	-	-	-	-	UTO-DHP-002-C01
		7			1477		1477		-	-	-	-	UTO-DHP-002-C01
		4	4		148		148	X	-	-	-	-	UTO-DHP-002-C01
		12			1412		1412		60°	-	-	-	UTO-DHP-002-C01
		12			1492		1492		49°	71°	145°	-	UTO-DHP-002-C01
		19					1419	1419		30°	165°	315°	-
16		19			1619				30°	165°	-	315°	UTO-DHP-002-C01
		26				1626			60°	-	275°	338°	UTOW-DHP-003-C01
18				4			183G1	X	-	-	-	-	
		3		2			18X2M3		-	-	-	-	
		23			1823		1823		-	158°	-	270°	UTO-DHP-002-C01
20						1832	1832		85°	138°	222°	265°	UTOW-DHP-003-C01
		28			2028				79°	-	259°	-	UTO-DHP-002-C01
		30			2030				34°	90°	123°	259°	UTO-DHP-002-C01
22		41				2041			45°	126°	225°	-	UTOW-DHP-003-C01
		35			2235				13°	162°	198°	265°	UTO-DHP-002-C01
		38			2238				15°	47°	150°	331°	UTO-DHP-002-C01
24		55				2255			30°	142°	226°	314°	UTOW-DHP-003-C01
		48			2448				60°	120°	189°	351°	UTO-DHP-002-C01
	61					2461			90°	180°	270°	324°	UTOW-DHP-003-C01



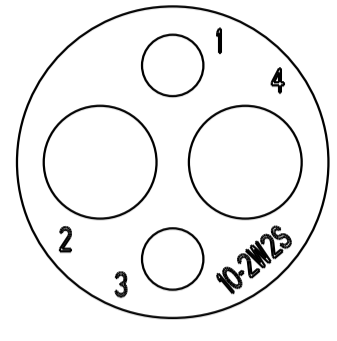
SOURIAU shall not be liable for any non-conformity or damage due to a use of the Products which does not comply with the Specifications issued by either of the Parties or by a third party (professional recommendation, technical notice.)

Country		Jurisdiction & Control List	
FR		NOT LISTED	
G	23/02/2017	Add new layout: 14-77 and 12-44	
ISS	DATE	Latest modification - by: COURTOIS L. MOD N°	
Designed by: BERGER L.		Date: 09/02/04	CUSTOMER DRAWING
TITLE FEMALE CONNECTOR UTO, UTOW and UTS			
Scale	1/2	General linear Tolerances: ± 0.1	NPRDS / PROJECT MSKI
SOURIAU		WWW.SOURIAU.COM	
This document is the property of SOURIAU. It must not be reproduced or communicated without permission.			
FORMAT	SOURIAU DRG N°		SHEET
A1	UTO-CONTACT-L-C02		1 / 3

SIZE 10

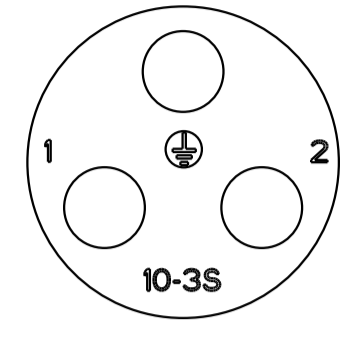
102W2

2 ∅ 2.4 (#12)  
2 ∅ 1.0 (#20)



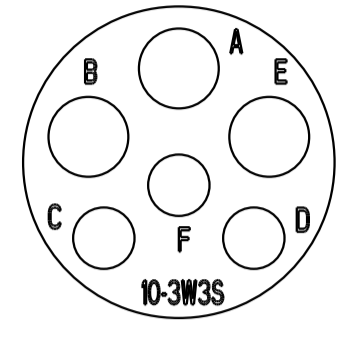
103

3 ∅ 1.6 (#16)



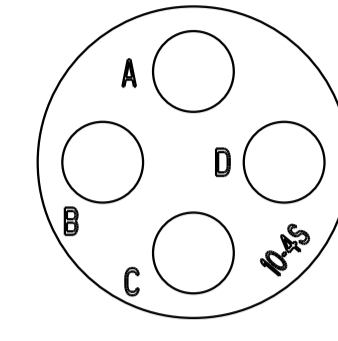
103W3

3 ∅ 1.6 (#16)  
3 ∅ 1.0 (#20)



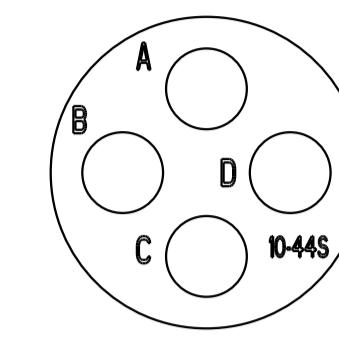
104

4 ∅ 1.6 (#16)



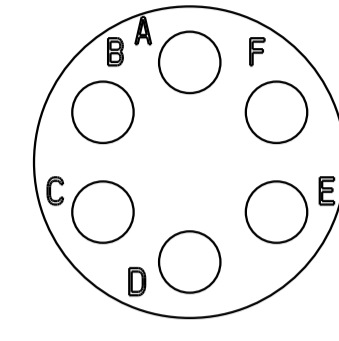
1044

4 ∅ 1.6 (#16)



106

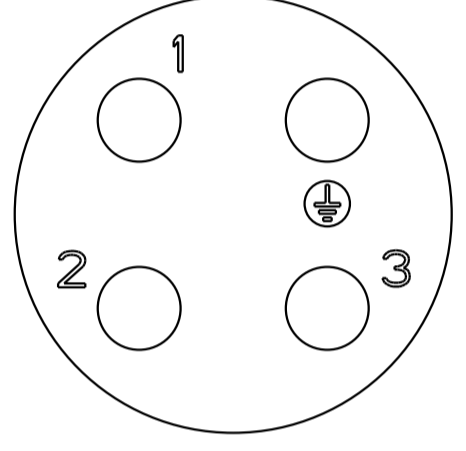
6 ∅ 1 (#20)



SIZE 12

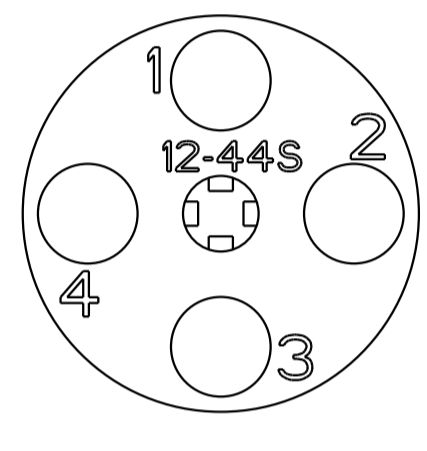
124

4 ∅ 1.6 (#16)



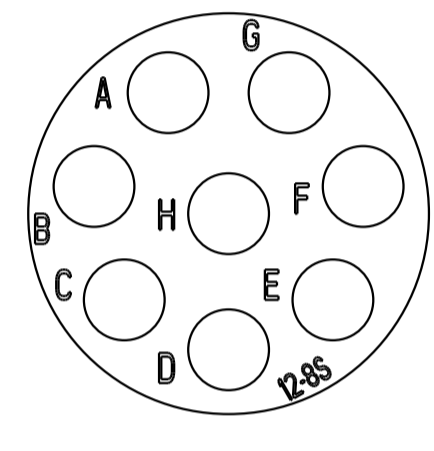
1244

4 ∅ 1.6 (#16)



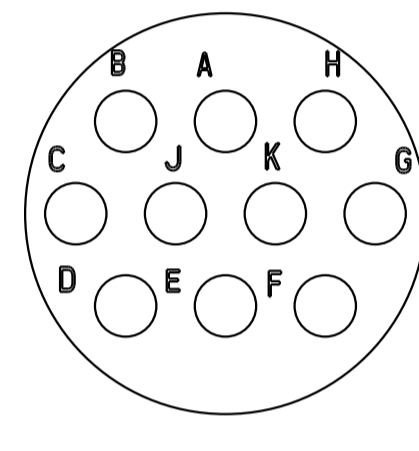
128

8 ∅ 1.6 (#16)



1210

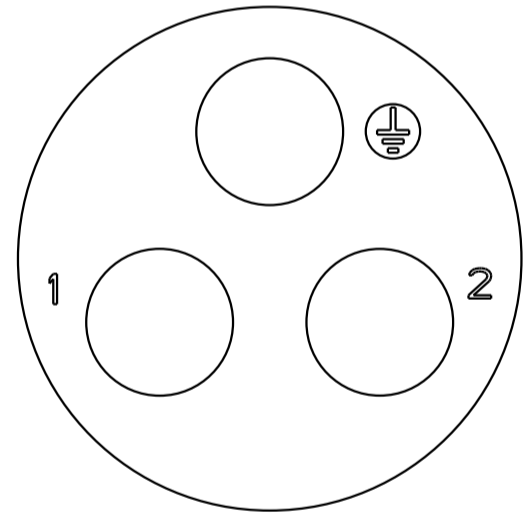
10 ∅ 1 (#20)



SIZE 14

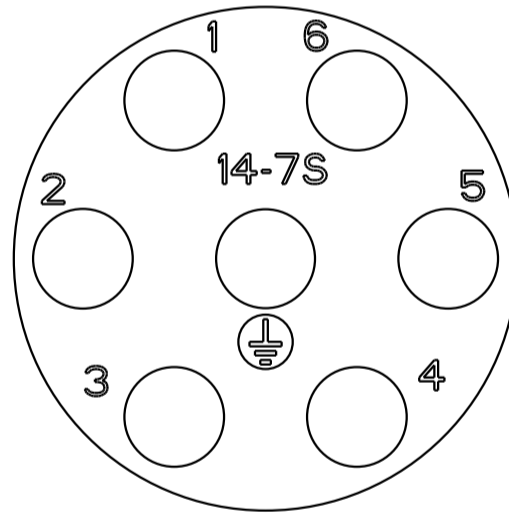
142G1

3 ∅ 3.6 (#8)



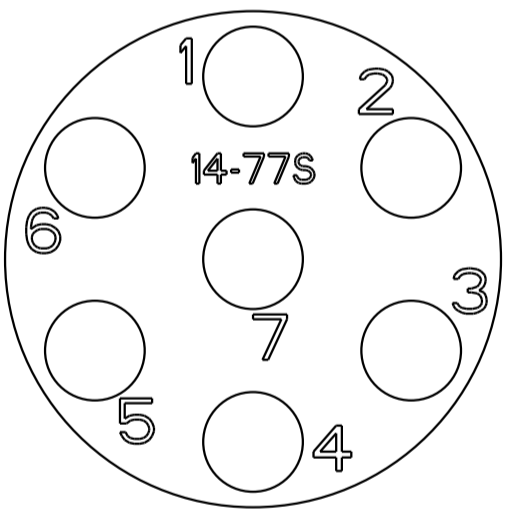
147

7 ∅ 1.6 (#16)



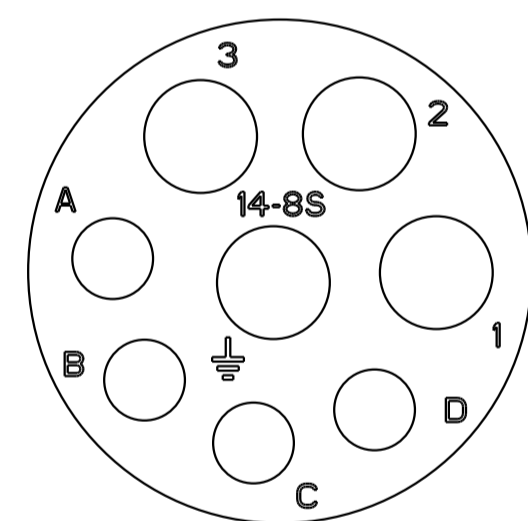
1477

7 ∅ 1.6 (#16)



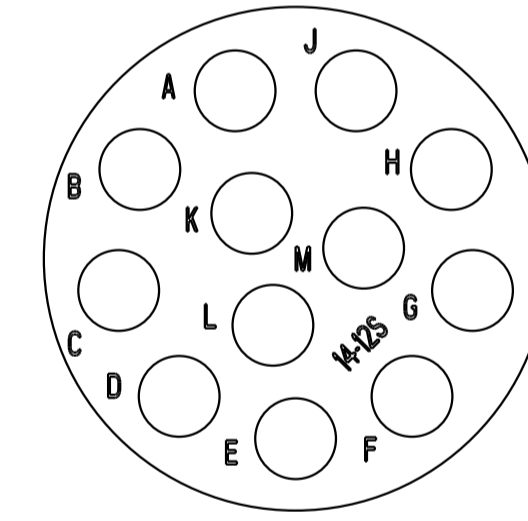
148

4 ∅ 3.2 (#12)  
4 ∅ 1.6 (#16)



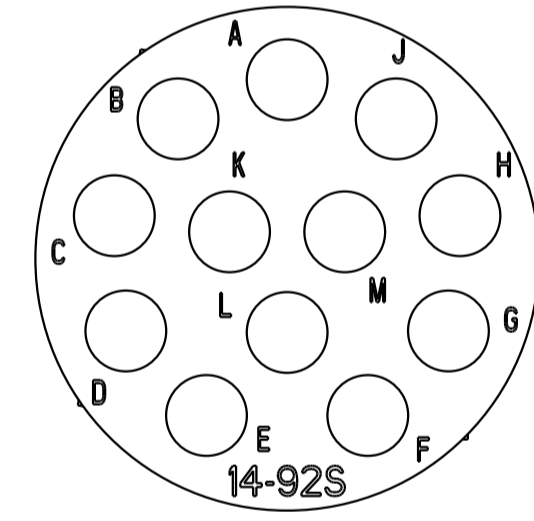
1412

12 ∅ 1.6 (#16)



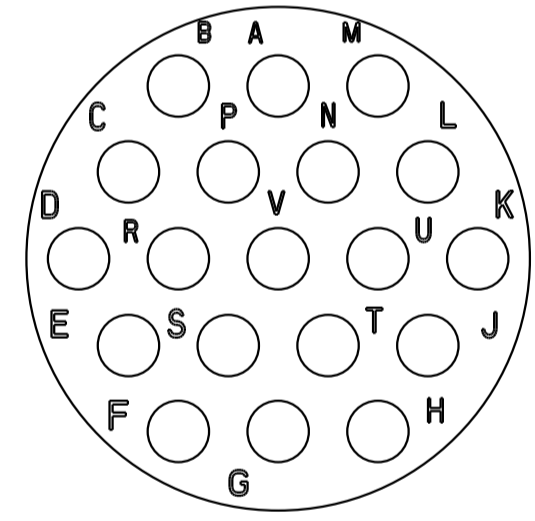
1492

12 ∅ 1.6 (#16)



1419

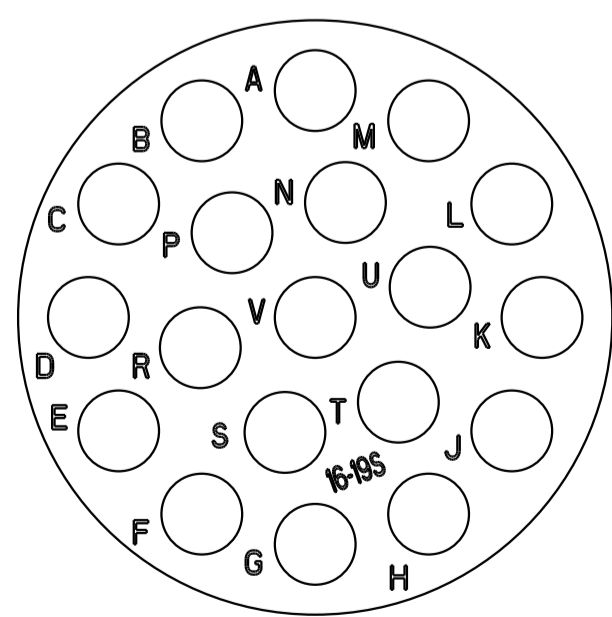
19 ∅ 1 (#20)



SIZE 16

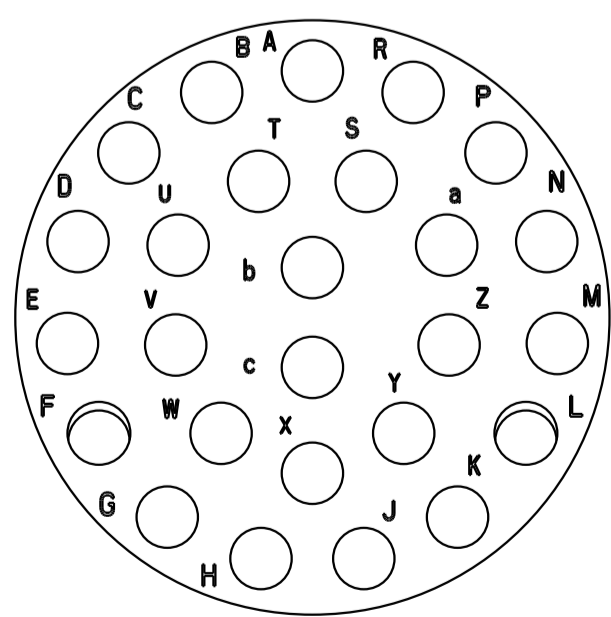
1619

19 ∅ 1.6 (#16)



1626

26 ∅ 1 (#20)



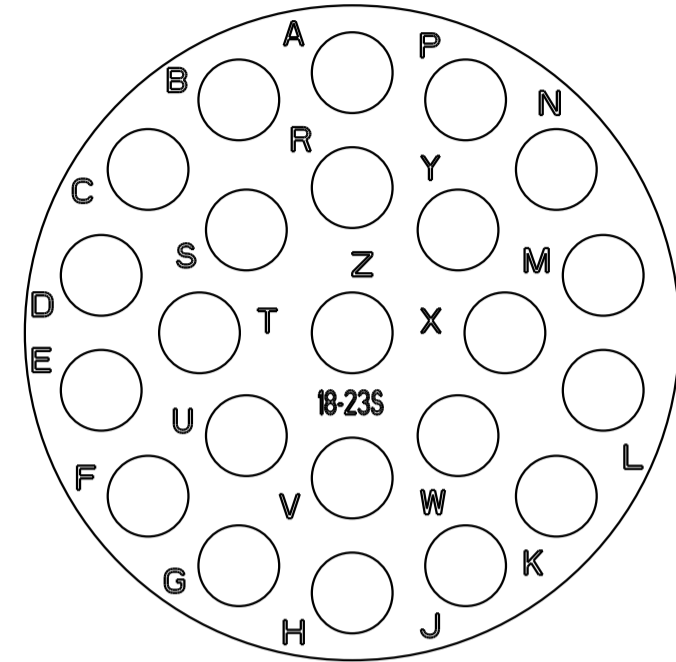
SOURIAU shall not be liable for any non-conformity or damage due to a use of the Products which does not comply with the Specifications issued by either of the Parties or by a third party (professional recommendation, technical notice.)

Country		Jurisdiction & Control List	
FR		NOT LISTED	
G	23/02/2017	Add new layout: 14-77 and 12-44	
ISS	DATE	Latest modification - by: COURTOIS L. MOD N°	
Designed by: BERGER L.		Date: 09/02/04	CUSTOMER DRAWING
TITLE			
FEMALE CONNECTOR UTO, UTOW and UTS			
Scale	4/1	General linear Tolerances: ± 0.1	NPRDS / PROJECT MSKI
SOURIAU		WWW.SOURIAU.COM	
This document is the property of SOURIAU. It must not be reproduced or communicated without permission.			
FORMAT	SOURIAU DRG N°		SHEET
A1	UTO-CONTACT-L-C02		2 / 3

### SIZE 18

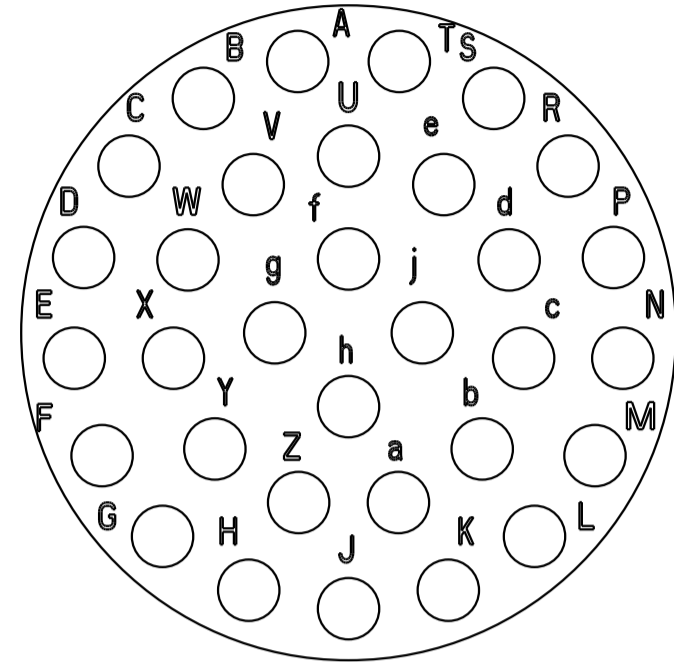
1823

23 ∅ 1.6 (#16)



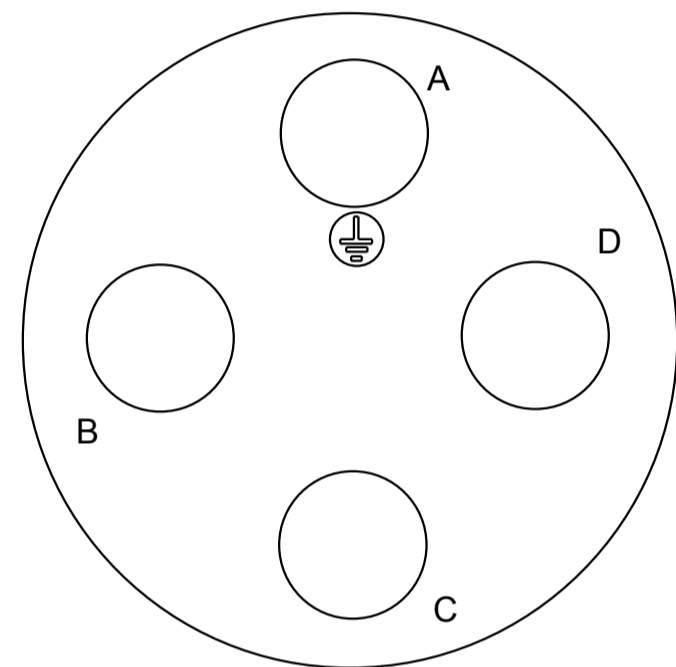
1832

32 ∅ 1 (#20)



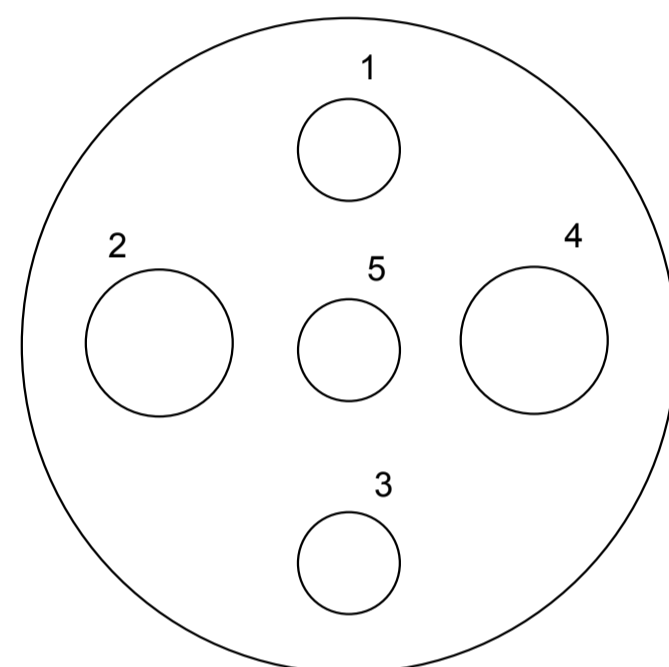
183G1

4 ∅ 3.6 (#8)



18X2M3

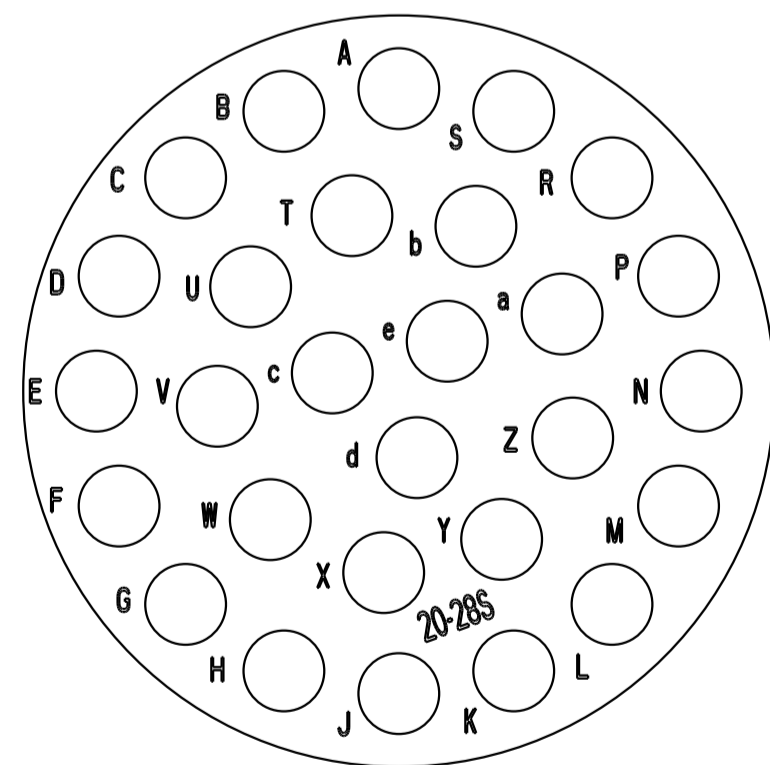
2 ∅ 3.6 (#8)  
3 ∅ 1.6 (#16)



### SIZE 20

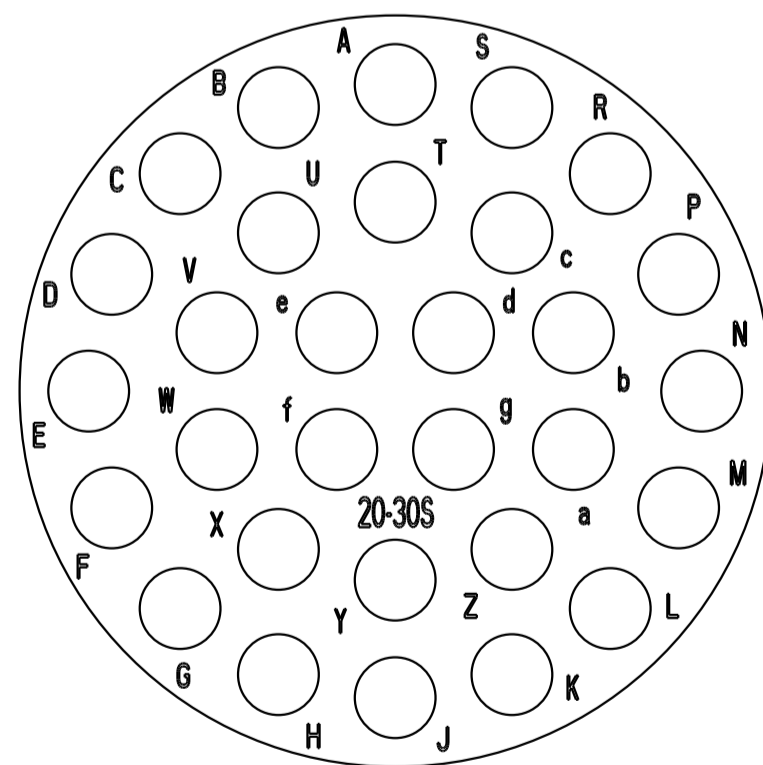
2028

28 ∅ 1.6 (#16)



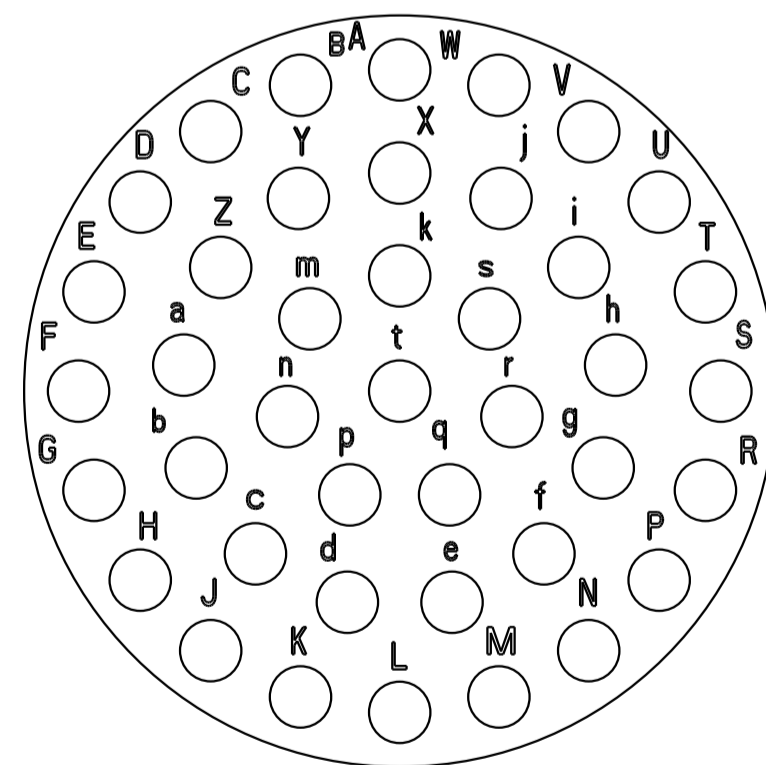
2030

30 ∅ 1.6 (#16)



2041

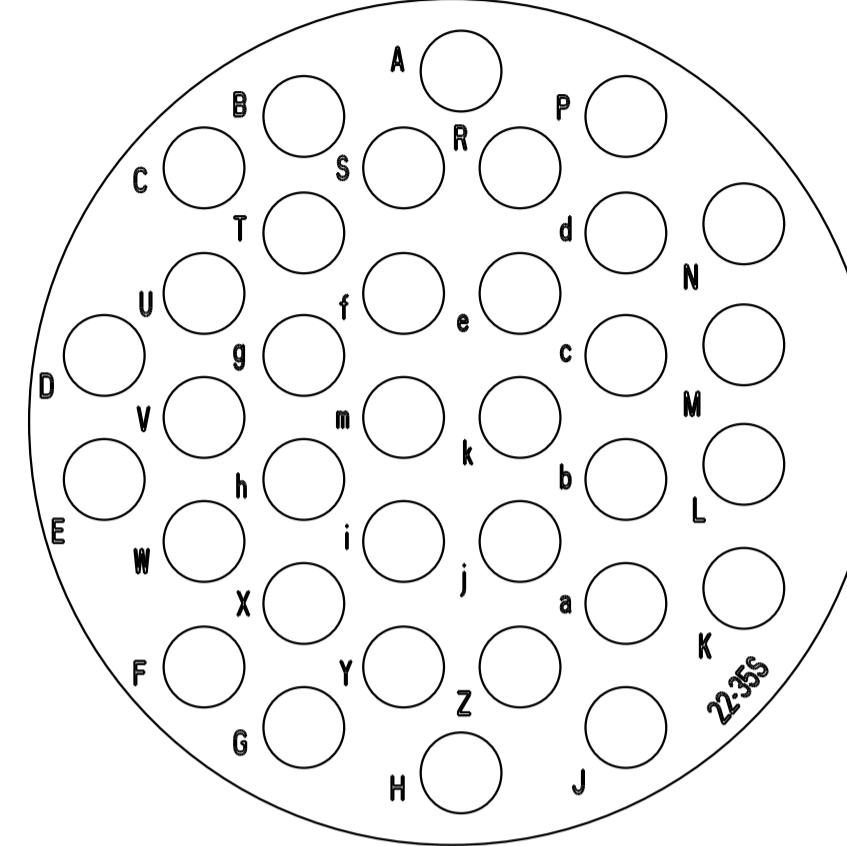
41 ∅ 1 (#20)



### SIZE 22

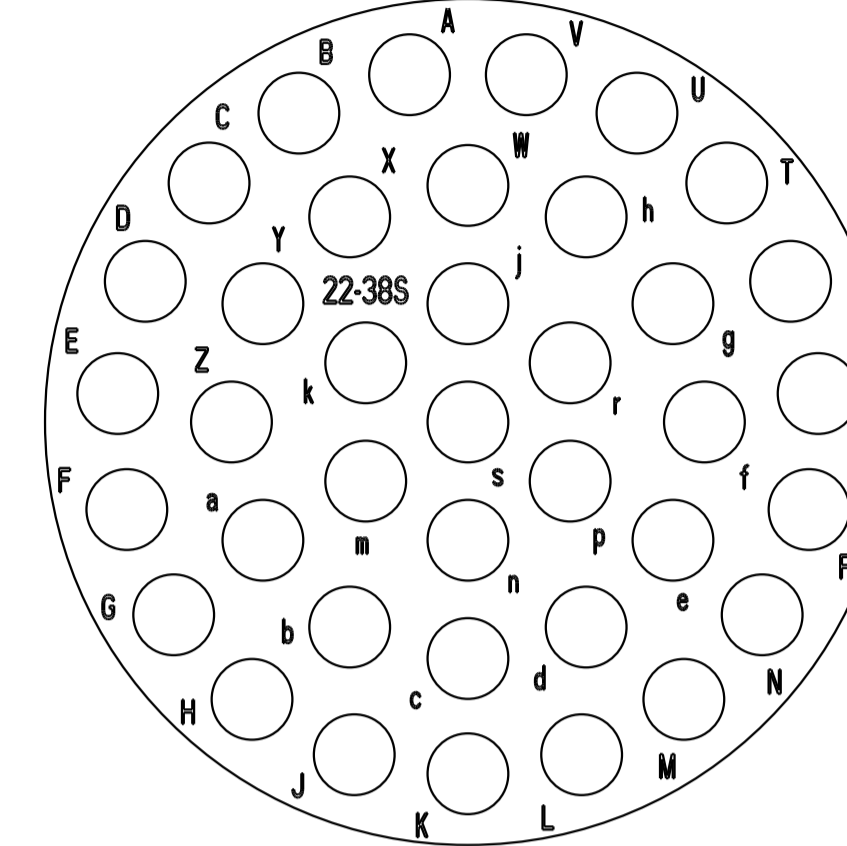
2235

35 ∅ 1.6 (#16)



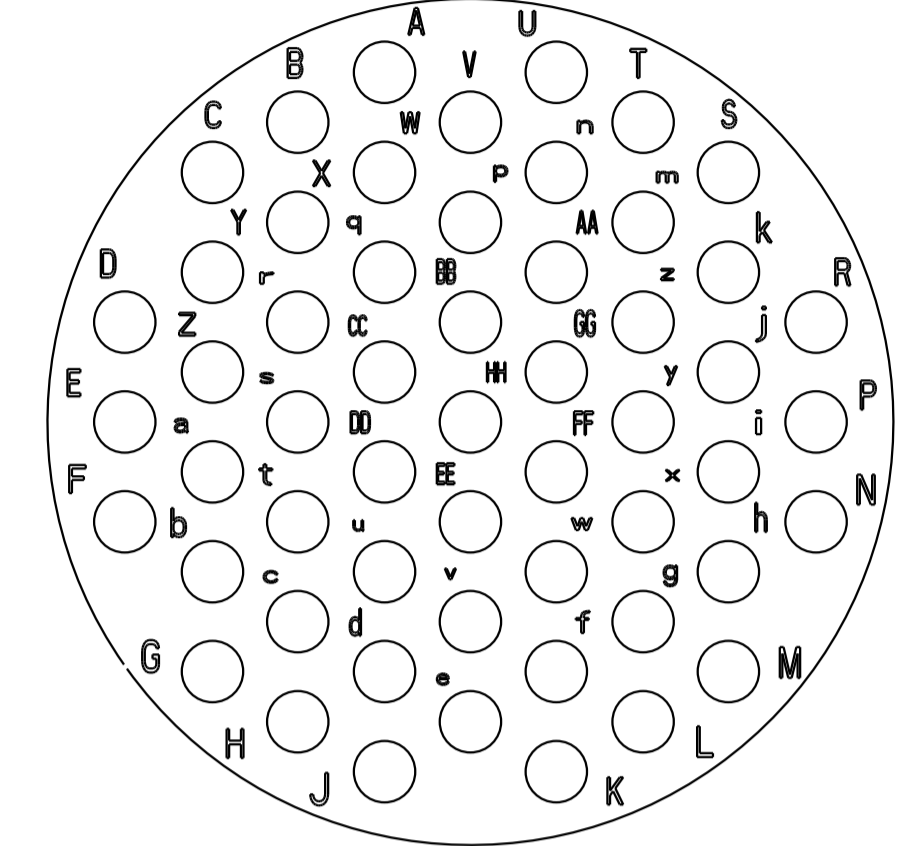
2238

38 ∅ 1.6 (#16)



2255

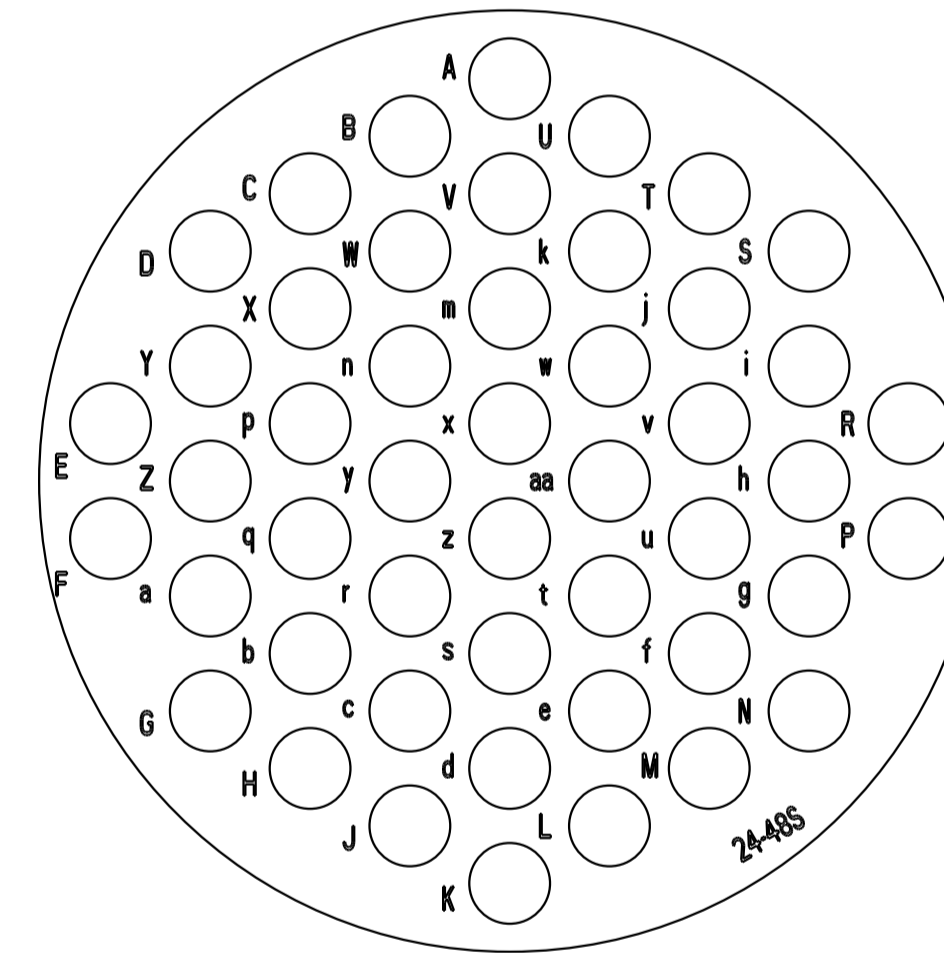
55 ∅ 1 (#20)



### SIZE 24

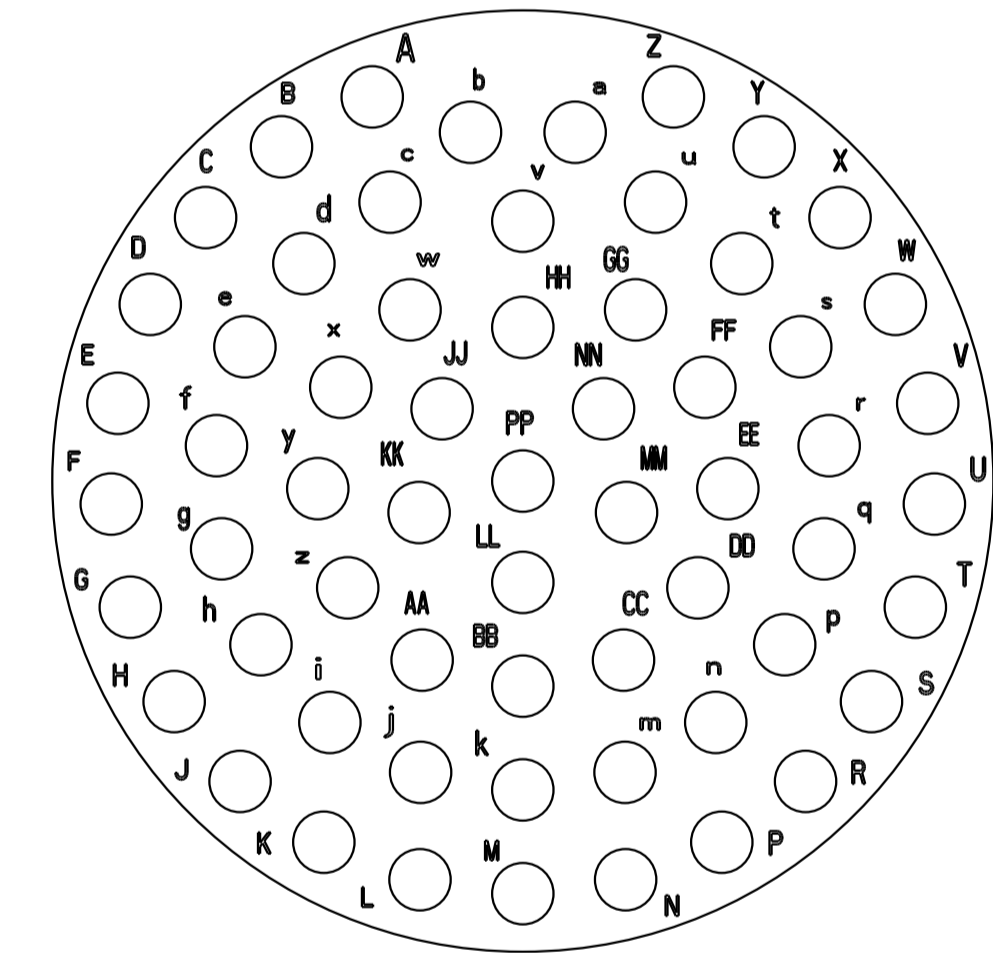
2448

48 ∅ 1.6 (#16)



2461

61 ∅ 1 (#20)



SOURIAU shall not be liable for any non-conformity or damage due to a use of the Products which does not comply with the Specifications issued by either of the Parties or by a third party (professional recommendation, technical notice.)

Country	Jurisdiction & Control List
FR	NOT LISTED

G	23/02/2017	Add new layout: 14-77 and 12-44	
ISS	DATE	Latest modification - by:	COURTOIS L. MOD N°
Designed by:	BERGER L.	Date:	09/02/04
<b>CUSTOMER DRAWING</b>			
<b>TITLE</b>			
FEMALE CONNECTOR UTO, UTOW and UTS			
Scale	4/1	General linear Tolerances:	NPRDS / PROJECT MSKI
<b>SOURIAU</b>		<b>WWW.SOURIAU.COM</b>	
This document is the property of SOURIAU. It must not be reproduced or communicated without permission.			
FORMAT	SOURIAU DRG N°		SHEET
A1	UTO-CONTACT-L-C02		3 / 3