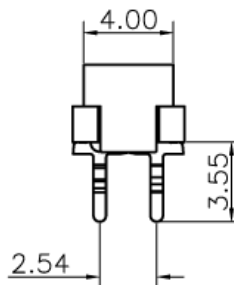
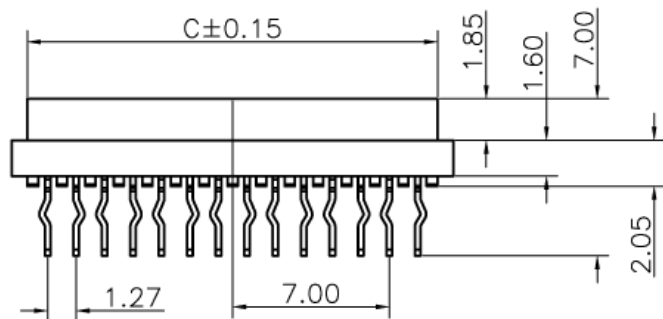


Specifications:

Current Rating:1.5A AC/DC
 Voltage Rating:230V AC/DC
 Contact Resistance:20m ohm. Max.
 Insulation Resistance:1000M ohm. Min.
 Withstanding Voltage:500V AC/Minute
 Operating Temperature Range:-40°C ~ +105°C
 Material and Finish
 Insulator:High Temp. Plastic (UL94V-0)
 Contact:Phosphor Bronze
 Finish:Tin Plated

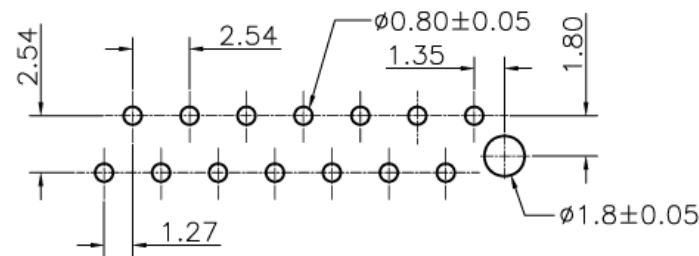
How to Order



TMM-X-X-XX-X

- | | |
|-----------------------|---|
| Type | Packaging |
| 1-IDC Male | 1 - Tape & Reel with vacuum cap |
| 2-IDC Plug | 2 - Tube |
| 3-DIP Male Straight | 3 - Bag |
| 4-DIP Female Straight | 4 - Tape & Reel without vacuum cap |
| 5-DIP Female R/A | Number of Positions |
| 6-SMT Female Straight | 04, 06, 08, 10, 12, 14,
16, 18, 20, 22, 24 or 26 |
| Locking System | |
| 0-without lock | |
| L-with lock | |

Pos	A	B	C	Pos	A	B	C
4	7.00	3.81	5.60	16	22.24	19.05	20.84
6	9.54	6.35	8.14	18	24.78	21.59	23.38
8	12.08	8.89	10.68	20	27.32	24.13	25.92
10	14.62	11.43	13.22	22	29.86	26.67	28.46
12	17.16	13.97	15.76	24	32.40	29.21	31.00
14	19.70	16.51	18.30	26	34.94	31.75	33.54



PCB Layout

TOLERANCE (mm)	X.	±0.3	DRAWN Stephane	DATE 06/Apr/2009	TITLE TMM Series Dip type Female	AMPHENOL Amphenol European Design Center	Scale N.A.	Sheet 1 of 1		
	XX	±0.2							CHECKED Rob	06/Apr/2009
	X,XX	±0.15							APPROVED Rob	06/Apr/2009
	UNLESS OTHERWISE SPECIFIED									
			UNIT: mm	SIZE: A4	DRAWING N°: TMM-4-0-XX-X	REV. D				