







































# PORT-ROLL

## Black Manutal Wheel



The Plus: Workshop handling  
Zinc-plated steel mount - polypropylene wheel with tyre semi-elastic rubber black, smooth hub + threadguard.  
Castor for standard workshop handling  
For uneven floors  
Silent.

									Type			Code	EAN 13
50	24	68	28	15	67x48	55x30	6,5	50			0,200	108 3052	339680 700107 2
											0,185	508 3052	339680 700506 3
65	27	85	36	23	75x60	55x40	7	65			0,275	108 3067	339680 700108 9
											0,220	508 3067	339680 700508 7
80	35	107	40	33	105x80	80x60	9	80			0,660	127 5082	339680 601030 3
											0,840	1 275 5082	339680 601032 7
											0,450	508 5082	339680 700509 4
100	35	130	46	42	105x80	80x60	9	100			0,835	127 5102	339680 601040 2
											1,015	1 275 5102	339680 601042 6
											0,580	508 5102	339680 700510 0
125	35	158	46	45	105x80	80x60	9	125			1,065	216 5516	339680 601060 0
											1,165	2 175 5516	339680 601064 8
											0,760	516 5516	339680 601066 2