

175042-1 ✓ ACTIVE

FASTIN-FASTON | FASTIN-FASTON 187

TE Internal #: 175042-1

Quick Disconnect Receptacle, Uninsulated, 14 – 12 AWG, 2.1 – 3.31 mm² Wire, 4.75 mm [.187 in] Tab Width, F-Crimp, Straight, Brass, FASTIN-FASTON 187

[View on TE.com >](#)



Terminals & Splices > Quick Disconnects



Quick Disconnect Terminal Type: **Receptacle**

Wire Size: **2.1 – 3.31 mm²**

Mating Tab Width: **4.75 mm [.187 in]**

Mating Tab Thickness: **.81 mm [.032 in]**

Features

Product Type Features

Insertion Force	Normal
-----------------	--------

Configuration Features

Compatible With Wire & Cable Type	Discrete Wire
Connection Capacity	Single

Contact Features

Quick Disconnect Terminal Type	Receptacle
Mating Tab Width	4.75 mm [.187 in]
Mating Tab Thickness	.81 mm [.032 in]
Terminal Orientation	Straight
Contact Base Material	Brass
Terminal Plating Material	Pre-Tin
Crimp Type	F-Crimp
Barrel Type	Open

Termination Features

--	--



Product Terminates To	Wire & Cable
-----------------------	--------------

Mechanical Attachment

Wire Insulation Support	With
Mating Retention Type	Locking Lance

Dimensions

Compatible Insulation Diameter Range	3.1 – 4.1 mm [.12 – .16 in]
Terminal Material Thickness	.41 mm [.016 in]
Wire Size	2.1 – 3.31 mm ²

Usage Conditions

Insulation Option	Uninsulated
Operating Temperature Range	-40 – 110 °C [-40 – 230 °F]

Packaging Features

Packaging Quantity	2000
Packaging Method	Strip/Reel

Product Compliance

[For compliance documentation, visit the product page on TE.com>](#)

EU RoHS Directive 2011/65/EU	Compliant
EU ELV Directive 2000/53/EC	Compliant
China RoHS 2 Directive MIIT Order No 32, 2016	No Restricted Materials Above Threshold
EU REACH Regulation (EC) No. 1907/2006	Current ECHA Candidate List: JUNE 2025 (250) Candidate List Declared Against: JUNE 2025 (250) Does not contain REACH SVHC
Halogen Content	Low Halogen - Br, Cl, F < 900 ppm per homogenous material. Also BFR/CFR/PVC Free
Solder Process Capability	Not applicable for solder process capability

Product Compliance Disclaimer


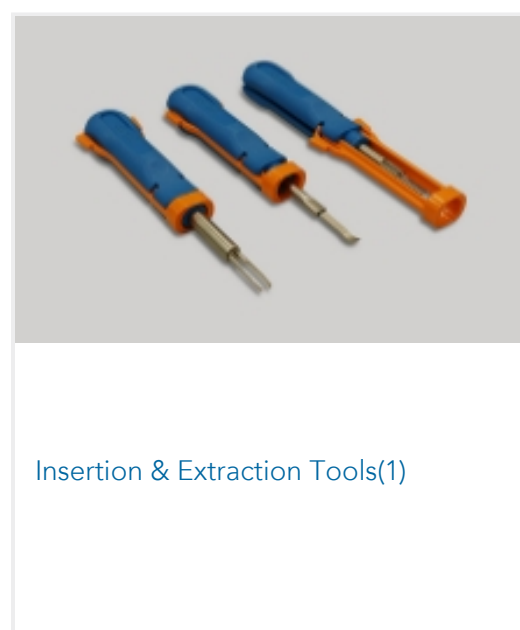
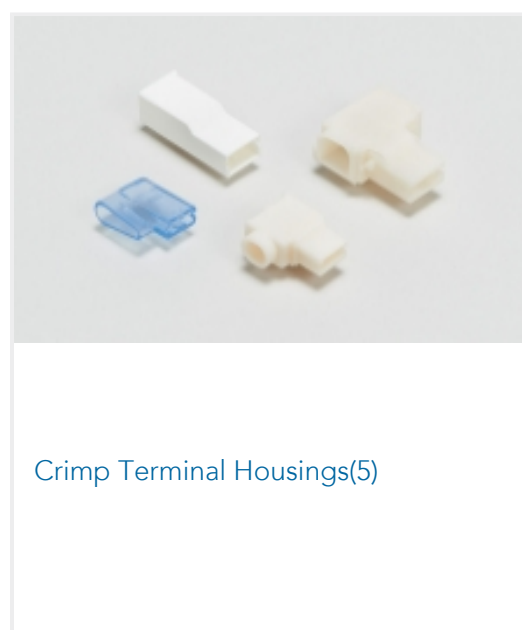
This information is provided based on reasonable inquiry of our suppliers and represents our current actual knowledge based on the information they provided. This information is subject to change. The part numbers that TE has identified as EU RoHS compliant have a maximum concentration of 0.1% by weight in homogenous materials for lead, hexavalent chromium, mercury, PBB, PBDE, DBP, BBP, DEHP, DIBP, and 0.01% for cadmium, or qualify for an exemption to these limits as defined in the Annexes of Directive 2011/65/EU (RoHS2). Finished electrical and electronic equipment products will be CE marked as required by Directive 2011/65/EU. Components may not be CE marked. Additionally, the part numbers that TE has identified as EU ELV compliant have a maximum concentration of 0.1% by weight in homogenous materials for lead, hexavalent chromium, and mercury, and 0.01% for cadmium, or qualify for an exemption to these limits

as defined in the Annexes of Directive 2000/53/EC (ELV). Regarding the REACH Regulation, the information TE provides on SVHC in articles for this part number is based on the latest European Chemicals Agency (ECHA) 'Guidance on requirements for substances in articles' posted at this URL: <https://echa.europa.eu/guidance-documents/guidance-on-reach>

Compatible Parts



Also in the Series | FASTIN-FASTON 187



Customers Also Bought




TE Part #S9025PRNF
Panel, RHCP, FIXED, NF 902-928MHz,
5dBiC, flu



TE Part #175038-1
FF 187 REC 0.3-0.5MM2 PTBR



TE Part #1746872-1
0.64III 12POS PLUG ASSY



TE Part #1827842-1
0.50 SERIES CONN 40POS PLUG
ASSY TYPE-A



TE Part #1827855-1
0.50 SERIES CONNECTER
RECEPTACLE CONTACT



TE Part #1827855-2
0.50 SERIES CONNECTER
RECEPTACLE CONTACT



TE Part #1827855-4
0.50 SERIES CONNECTER
RECEPTACLE CONTACT



TE Part #1587828-1
INNER FERRULE, SIZE A, HVA280-2PI



TE Part #1587829-1
OUTER FERRULE, SIZE A, HVA280-2PI



TE Part #2134314-1
0.64III 10POS W-W CAP ASSY

Documents

Product Drawings

[FF 187 REC 2-3MM2 PTBR](#)

English

CAD Files

[3D PDF](#)

3D

Customer View Model

[ENG_CVM_CVM_175042-1_C.2d_dxf.zip](#)

English

Customer View Model

[ENG_CVM_CVM_175042-1_C.3d_igs.zip](#)

English

Customer View Model

[ENG_CVM_CVM_175042-1_C.3d_stp.zip](#)

English

By downloading the CAD file I accept and agree to the [Terms and Conditions](#) of use.

Product Specifications



[Application Specification](#)

English

[APPLICATION SPECIFICATION CRIMPING .187 SERIES TAB AND RECEPTCLE CONTACTS](#)

Japanese

[Application Specification](#)

Japanese

[APPLICATION SPECIFICATION CRIMPING .187 SERIES TAB AND RECEPTCLE CONTACTS](#)

English