




Connectors > PCB Connectors > PCB Headers & Receptacles > HE13/HE14 TH Headers, SRST



PCB Connector Type: **PCB Mount Header**

PCB Mount Orientation: **Vertical**

Connector System: **Wire-to-Board**

Number of Positions: **2**

Number of Rows: **1**

[All HE13/HE14 TH Headers, SRST \(18\)](#)

Features

Product Type Features

PCB Connector Type	PCB Mount Header
Connector System	Wire-to-Board
Header Type	Partially Shrouded
Sealable	No
Connector & Contact Terminates To	Printed Circuit Board
Connector Product Type	Connector Assembly

Configuration Features

Connector Contact Load Condition	Fully Loaded
PCB Mount Orientation	Vertical
Number of Positions	2
Number of Rows	1

Electrical Characteristics

Insulation Resistance	5000 MΩ
Dielectric Withstanding Voltage (Max)	1000 V

Body Features

Primary Product Color	Blue
-----------------------	------



Contact Features

Contact Underplating Material	Nickel
Contact Mating Area Plating Material Thickness	.4 µm[15 µin]
Mating Square Post Dimension	.64 mm[.025 in]
Contact Shape & Form	Square
Contact Mating Area Length	7 mm
Contact Base Material	Phosphor Bronze
PCB Contact Termination Area Plating Material	Tin
Contact Mating Area Plating Material	Gold (Au)
Contact Type	Pin
Contact Current Rating (Max)	3 A

Termination Features

Termination Post & Tail Length	2.9 mm
Square Termination Post & Tail Dimension	.63 mm[.025 in]
Termination Method to PCB	Through Hole - Solder

Mechanical Attachment

Panel Mount Feature	Without
Mating Retention	With
Mating Alignment Type	Polarization
PCB Mount Retention	Without
Connector Mounting Type	Board Mount
Mating Alignment	With

Housing Features

Housing Material	High Temperature Thermoplastic
Centerline (Pitch)	2.54 mm[.1 in]

Usage Conditions

Operating Temperature Range	-55 – 125 °C[-67 – 257 °F]
-----------------------------	----------------------------

Operation/Application

Circuit Application	Signal
---------------------	--------

Industry Standards

Compatible With Approved Standards Products	CSA LR7189, UL E28476
UL Flammability Rating	UL 94V-0



Packaging Features

Packaging Quantity	500
Packaging Method	Package

Product Compliance

For compliance documentation, visit the product page on TE.com>

EU RoHS Directive 2011/65/EU	Compliant
EU ELV Directive 2000/53/EC	Compliant
China RoHS 2 Directive MIIT Order No 32, 2016	No Restricted Materials Above Threshold
EU REACH Regulation (EC) No. 1907/2006	Current ECHA Candidate List: JAN 2025 (247) Candidate List Declared Against: JAN 2025 (247) Does not contain REACH SVHC
Halogen Content	Not Low Halogen - contains Br or Cl > 900 ppm.
Solder Process Capability	Wave solder capable to 265°C

Product Compliance Disclaimer

This information is provided based on reasonable inquiry of our suppliers and represents our current actual knowledge based on the information they provided. This information is subject to change. The part numbers that TE has identified as EU RoHS compliant have a maximum concentration of 0.1% by weight in homogenous materials for lead, hexavalent chromium, mercury, PBB, PBDE, DBP, BBP, DEHP, DIBP, and 0.01% for cadmium, or qualify for an exemption to these limits as defined in the Annexes of Directive 2011/65/EU (RoHS2). Finished electrical and electronic equipment products will be CE marked as required by Directive 2011/65/EU. Components may not be CE marked. Additionally, the part numbers that TE has identified as EU ELV compliant have a maximum concentration of 0.1% by weight in homogenous materials for lead, hexavalent chromium, and mercury, and 0.01% for cadmium, or qualify for an exemption to these limits as defined in the Annexes of Directive 2000/53/EC (ELV). Regarding the REACH Regulation, the information TE provides on SVHC in articles for this part number is based on the latest European Chemicals Agency (ECHA) 'Guidance on requirements for substances in articles' posted at this URL: <https://echa.europa.eu/guidance-documents/guidance-on-reach>


Also in the Series | AMPMODU HE 13/HE 14

Connector Contacts(4)

Insertion & Extraction Tools(1)

PCB Headers & Receptacles(66)


Rectangular Connector Housings(16)



Standard Rectangular Connectors(55)



Wire-to-Board Connector Assemblies & Housings(3)




Wire-to-Board Headers & Receptacles (66)


Customers Also Bought




TE Part #CAT-AM74-H3401F
HE13/HE14 Crimp Housings




TE Part #188746-1
CONTACT REC HE13 COSI GOLD PLATED



TE Part #CAT-HST-LSTT1
LSTT1 Heat Shrink Tubing



TE Part #281743-4
HEADER HE13 RA 2X4 P



TE Part #CAT-AM74-H3401
HE13/HE14 TH Headers, SRST

Documents

Product Drawings

HEADER HE13 STRAIGHT 2 P

English

CAD Files

Customer View Model

ENG_CVM_CVM_281696-2_G.2d_dxf.zip

English

3D PDF

3D

Customer View Model

ENG_CVM_CVM_281696-2_G.3d_igs.zip

English

Customer View Model

ENG_CVM_CVM_281696-2_G.3d_stp.zip

English

By downloading the CAD file I accept and agree to the Terms and Conditions of use.



Product Specifications

Product Specification

French