

## Features

- Maximum operating pressure is 35 bar.
- Operating temperature range -20°C to +100°C.
- Material: Brass  
Nickel-Plated Finish
- Single Shut Off (One side is with valve)
- Euro Profile DN5
- Mini Series
- Flow 560 l/min
- Compatible with:  
PARKER - RECTUS 21, 90  
CAMOZZI MINI SERIE  
LEGRIS 9200

## RS PRO Pneumatic Quick Connect Coupling

RS Stock No.: 0325417



RS PRO is the own brand of RS. The RS PRO Seal of Approval is your assurance of professional quality, a guarantee that every part is rigorously tested, inspected, and audited against demanding standards. Making RS PRO the Smart Choice for our customers.

## Product Description

### RS PRO Series 21 Quick Connect Couplings

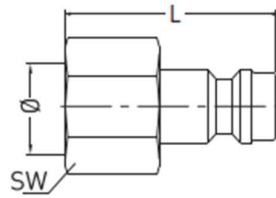
Pneumatic quick-connect coupling connectors are found across industry in pneumatic systems as diverse as robotic assembly lines and other equipment.

- Maximum operating pressure is 35 bar.
- Operating temperature range -20°C to +100°C.
- Material: Brass Nickel-Plated Finish
- Single Shut Off (One side is with valve)
- Euro Profile DN5
- Mini Series
- Flow 560 l/min
- Compatible with:  
PARKER - RECTUS 21, 90  
CAMOZZI MINI SERIE  
LEGRIS 9200

## Specifications

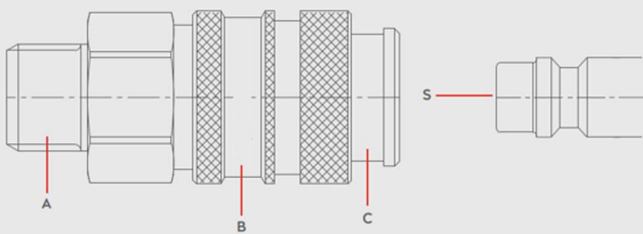
|                                     |                                                         |
|-------------------------------------|---------------------------------------------------------|
| Manufacturer Series                 | 021                                                     |
| Coupling Type                       | Quick Connect Coupling Plug                             |
| Connection Standard                 | DN 5 Euro Profile Mini Series                           |
| Connection Standard Compatible With | PARKER-RECTUS 21 & 90; CAMOZZI MINI SERIES; LEGRIS 9200 |
| Minimum Operating Temperature       | -20°C                                                   |
| Maximum Operating Temperature       | +100°C                                                  |
| Maximum Operating Pressure          | 35bar                                                   |
| Flow                                | 560 l/min                                               |
| Flow Direction & Sealing            | Through Type Coupling                                   |
| Material                            | Brass                                                   |
| Finish                              | Nickel Plated                                           |
| Connection Type                     | Threaded                                                |
| Thread Size                         | M14                                                     |
| Thread Standard                     | Metric                                                  |
| Thread Gender                       | Female                                                  |
| Coupling Gender                     | Male                                                    |
| Threaded Connection                 | Metric M14 Female                                       |
| Seal material                       | Nitrile Rubber                                          |
| Hose Barb Connection                | N/A                                                     |

## Specifications



| Dimensions (mm) |    |    |
|-----------------|----|----|
| SW              | L  | ØD |
| 17              | 27 | -  |

### Materials



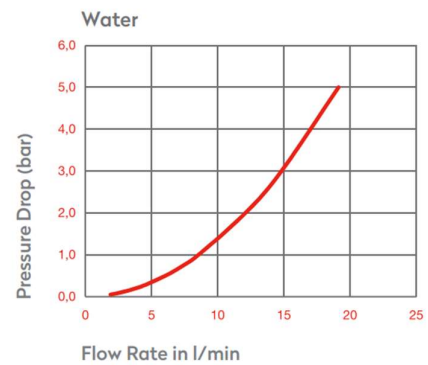
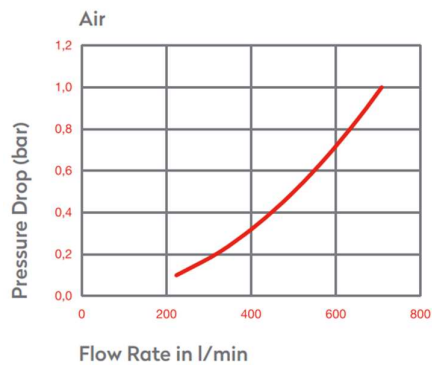
### Material Code

A = Brass Nickel Plated

B = Brass Nickel Plated

C = Brass Nickel Plated

S = Brass Nickel Plated



## Series 21 Quick Connect Couplings



0 - 35 bar  
(0-508 PSI)



-20° to +100°C (NBR)  
-4° to +212°F

Shut Off  
Type



OM 178 - 00765  
OM 200 - 00450

FLOW

560 lt/min

DN

5 mm