

# CDDC 2,5/ 2-PV-5,0 - Direct connector



1016293

<https://www.phoenixcontact.com/gb/products/1016293>

Please be informed that the data shown in this PDF document is generated from our online catalog. Please find the complete data in the user documentation. Our general terms of use for downloads are valid.



PCB direct plug, nominal cross section: 2.5 mm<sup>2</sup>, color: green, nominal current: 12 A, rated voltage (III/2): 320 V, number of potentials: 4, number of rows: 2, number of positions: 2, number of connections: 4, product range: CDDC 2,5/..-PV, pitch: 5 mm, connection method: Crimp connection, mounting: SKEDD - Direct plug-in technology, conductor/PCB connection direction: 90 °, pin layout: Linear pinning, plug-in system: SKEDD, locking: Snap-in locking, mounting method: Latching flange, type of packaging: packed in cardboard

## Your advantages

- SKEDD direct plug-in technology enables flexible positioning on the PCB
- Reduced component and process costs: simple insertion by hand and vibration-resistant connection
- Contacts arranged in a double row enable high packing density in a compact area
- Wide range of applications, thanks to suitability for PCBs with chemically tin-plated or Hot Air Leveling (HAL) surface
- Cost-effective connection of crimped conductors in large quantities
- Tools for manual and automatic crimping available as an option

## Commercial data

Item number	1016293
Packing unit	250 pc
Minimum order quantity	250 pc
Sales key	AACDAA
Product key	AACDAA
GTIN	4055626497853
Weight per piece (including packing)	1.64 g
Weight per piece (excluding packing)	1.03 g
Customs tariff number	85472000
Country of origin	DE

# CDDC 2,5/ 2-PV-5,0 - Direct connector



1016293

<https://www.phoenixcontact.com/gb/products/1016293>

## Technical data

### Product properties

Product type	PCB direct plug
Product family	CDDC 2,5/..-PV
Product line	COMBICON Connectors M
Number of positions	2
Pitch	5 mm
Number of connections	4
Number of rows	2
Number of potentials	4
Mounting flange	Latching flange
Pin layout	Linear pinning

### Electrical properties

#### Properties

Nominal current $I_N$	12 A
Nominal voltage $U_N$	320 V
Contact resistance	1.4 mΩ
Rated voltage (III/3)	250 V
Rated surge voltage (III/3)	4 kV
Rated voltage (III/2)	320 V
Rated surge voltage (III/2)	4 kV
Rated voltage (II/2)	630 V
Rated surge voltage (II/2)	4 kV

### Connection data

#### Connection technology

Connector system	SKEDD
Nominal cross section	2.5 mm <sup>2</sup>

#### Interlock

Locking type	Snap-in locking
Mounting flange	Latching flange

#### Conductor connection

Connection method	Crimp connection
Connection direction of the conductor to plug-in direction	0 °
Conductor cross section flexible	0.14 mm <sup>2</sup> ... 2.5 mm <sup>2</sup>
Conductor cross section AWG	26 ... 14

### Mounting

Mounting type	SKEDD - Direct plug-in technology
---------------	-----------------------------------

# CDDC 2,5/ 2-PV-5,0 - Direct connector



1016293

<https://www.phoenixcontact.com/gb/products/1016293>

Pin layout	Linear pinning
------------	----------------

## Material specifications

### Material data - contact

Metal surface contact area (top layer)	Tin (Sn)
--	----------

### Material data - housing

Color (Housing)	green (6021)
Insulating material	PA
Insulating material group	I
CTI according to IEC 60112	600
Flammability rating according to UL 94	V0
Glow wire flammability index GWFI according to EN 60695-2-12	850
Glow wire ignition temperature GWIT according to EN 60695-2-13	775
Temperature for the ball pressure test according to EN 60695-10-2	125 °C

### Material data – actuating element

Insulating material	PA
Insulating material group	I
CTI according to IEC 60112	600
Flammability rating according to UL 94	V0
Glow wire flammability index GWFI according to EN 60695-2-12	850
Glow wire ignition temperature GWIT according to EN 60695-2-13	775
Temperature for the ball pressure test according to EN 60695-10-2	125 °C

## Notes

Note on the contact	The information on the basic material and the finish properties of the crimp contacts is to be found in the E-Shop in the technical data for the respective crimp contact.
Note on application	All laboratory tests are performed in combination with the crimp contacts specified as accessories.
Note on application	The current depends on the crimp contact and conductor cross section used.
Note on application	The corresponding crimp contacts are to be found in the "Accessories" tab.
Note on application	The crimp contacts may only be processed with approved crimping tools.

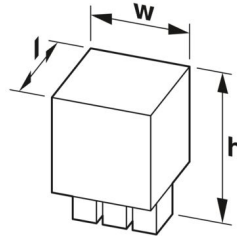
## Dimensions

# CDDC 2,5/ 2-PV-5,0 - Direct connector

1016293

<https://www.phoenixcontact.com/gb/products/1016293>

## Dimensional drawing



Pitch	5 mm
Width [w]	15.8 mm
Height [h]	19.6 mm
Length [l]	13 mm
Installed height	16 mm

## PCB design

Pin spacing	7.00 mm
-------------	---------

## Mechanical tests

### Tensile strength of crimp connections

Result	Test passed
Conductor cross section/conductor type/tractive force setpoint/actual value	0.14 mm <sup>2</sup> / flexible / > 18 N

### Insertion and withdrawal forces

Result	Test passed
No. of cycles	25
Insertion strength per pos. approx.	4 N
Withdraw strength per pos. approx.	3 N

### Contact holder in insert

Specification	IEC 60512-15-1:2008-05
Contact holder in insert Requirements >20 N	Test passed

### Resistance of inscriptions

Specification	IEC 60068-2-70:1995-12
Result	Test passed

### Polarization and coding

Specification	IEC 60512-13-5:2006-02
Result	Test passed

### Visual inspection

Specification	IEC 60512-1-1:2002-02
Result	Test passed

### Dimension check

Specification	IEC 60512-1-2:2002-02
---------------	-----------------------

# CDDC 2,5/ 2-PV-5,0 - Direct connector



1016293

<https://www.phoenixcontact.com/gb/products/1016293>

Result	Test passed
--------	-------------

## Electrical tests

### Thermal test | Test group C

Specification	IEC 60512-5-1:2002-02
Tested number of positions	16

### Insulation resistance

Specification	IEC 60512-3-1:2002-02
Insulation resistance, neighboring positions	> 5 MΩ

### Air clearances and creepage distances |

Specification	IEC 60664-1:2007-04
Insulating material group	I
Comparative tracking index (IEC 60112)	CTI 600
Rated insulation voltage (III/3)	250 V
Rated surge voltage (III/3)	4 kV
minimum clearance value - non-homogenous field (III/3)	3 mm
minimum creepage distance (III/3)	3.2 mm
Rated insulation voltage (III/2)	320 V
Rated surge voltage (III/2)	4 kV
minimum clearance value - non-homogenous field (III/2)	3 mm
minimum creepage distance (III/2)	3 mm
Rated insulation voltage (II/2)	630 V
Rated surge voltage (II/2)	4 kV
minimum clearance value - non-homogenous field (II/2)	3 mm
minimum creepage distance (II/2)	3.2 mm

## Environmental and real-life conditions

### Vibration test

Specification	IEC 60068-2-6:2007-12
Frequency	10 - 150 - 10 Hz
Sweep speed	1 octave/min
Amplitude	0.35 mm (10 Hz ... 60.1 Hz)
Acceleration	50 m/s <sup>2</sup> (60.1 Hz ... 150 Hz)
Test duration per axis	2.5 h
Test directions	X-, Y- and Z-axis

### Durability test

Specification	IEC 60512-9-1:2010-03
Impulse withstand voltage at sea level	4.8 kV
Contact resistance R <sub>1</sub>	1.4 mΩ
Contact resistance R <sub>2</sub>	1.4 mΩ
Insertion/withdrawal cycles	25

# CDDC 2,5/ 2-PV-5,0 - Direct connector



1016293

<https://www.phoenixcontact.com/gb/products/1016293>

Insulation resistance, neighboring positions	> 5 MΩ
--	--------

## Climatic test

Specification	ISO 6988:1985-02
Corrosive stress	0.2 dm <sup>3</sup> SO <sub>2</sub> on 300 dm <sup>3</sup> /40 °C/1 cycle
Thermal stress	105 °C/168 h
Power-frequency withstand voltage	2.21 kV

## Shocks

Specification	IEC 60068-2-27:2008-02
Pulse shape	Semi-sinusoidal
Acceleration	300 m/s <sup>2</sup>
Shock duration	18 ms
Test directions	X-, Y- and Z-axis (pos. and neg.)

## Ambient conditions

Ambient temperature (operation)	-55 °C ... 105 °C (dependent on the derating curve)
Ambient temperature (storage/transport)	-40 °C ... 70 °C
Relative humidity (storage/transport)	30 % ... 70 %
Ambient temperature (assembly)	-5 °C ... 100 °C

## Packaging specifications

Type of packaging	packed in cardboard
-------------------	---------------------

# CDDC 2,5/ 2-PV-5,0 - Direct connector

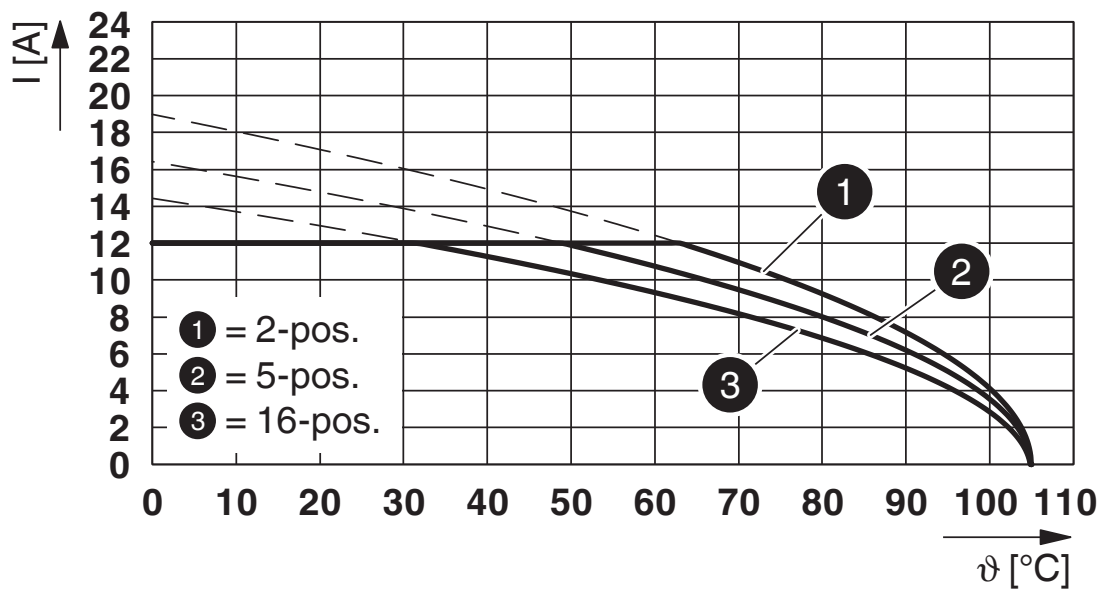
1016293

<https://www.phoenixcontact.com/gb/products/1016293>



## Drawings

Diagram



Type: CDDC 2,5/...-PV-5,0

# CDDC 2,5/ 2-PV-5,0 - Direct connector





1016293


<https://www.phoenixcontact.com/gb/products/1016293>

## Approvals

To download certificates, visit the product detail page: <https://www.phoenixcontact.com/gb/products/1016293>

 <b>cULus Recognized</b> Approval ID: E60425-20160718				
	Nominal voltage $U_N$	Nominal current $I_N$	Cross section AWG	Cross section $\text{mm}^2$
Use group B				
Standard	300 V	12 A	26 - 12	-
Use group D				
Standard	300 V	10 A	26 - 12	-
Alternative 1	150 V	12 A	26 - 12	-

 <b>VDE Zeichengenehmigung</b> Approval ID: 40044617				
	Nominal voltage $U_N$	Nominal current $I_N$	Cross section AWG	Cross section $\text{mm}^2$
	320 V	12 A	-	0.14 - 2.5

 <b>UL Recognized</b> Approval ID: E60425-20160718				
	Nominal voltage $U_N$	Nominal current $I_N$	Cross section AWG	Cross section $\text{mm}^2$
Use group F				
	250 V	12 A	16 - 12	-



# CDDC 2,5/ 2-PV-5,0 - Direct connector



1016293

<https://www.phoenixcontact.com/gb/products/1016293>

## Classifications

### ECLASS

ECLASS-13.0	27460202
-------------	----------

### ETIM

ETIM 9.0	EC002638
----------	----------

### UNSPSC

UNSPSC 21.0	39121400
-------------	----------

# CDDC 2,5/ 2-PV-5,0 - Direct connector



1016293  
<https://www.phoenixcontact.com/gb/products/1016293>

## Environmental product compliance

EU RoHS	
Fulfills EU RoHS substance requirements	Yes, No exemptions
China RoHS	
Environment friendly use period (EFUP)	EFUP-E
	No hazardous substances above the limits
EU REACH SVHC	
REACH candidate substance (CAS No.)	No substance above 0.1 wt%
EF3.0 Climate Change	
CO2e kg	0.054 kg CO2e

Phoenix Contact 2025 © - all rights reserved  
<https://www.phoenixcontact.com>

PHOENIX CONTACT Ltd  
Halesfield 13, Telford  
Shropshire, TF7 4PG  
01952 681700  
[info@phoenixcontact.co.uk](mailto:info@phoenixcontact.co.uk)