





## Accessories, Swivel Work Chairs



- Foot support
- Circular footrest
- Armrests

- Foot support
- For Dynamic PU, Dynamic synthetic leather, Dynamic textile and Dynamic ESD swivel work chairs with a seat height above 650 mm. According to DIN 68 877, work chairs with a seat height above 650 mm must be equipped with a foot support.
- Retractable
- Adjustable height
- Non-slip surface
- Circular footrest
- For all swivel work chairs
- For secure mounting and a low-fatigue, ergonomic sitting posture
- Adjustable height
- Armrests
- For Dynamic PU, Dynamic synthetic leather, and Dynamic textile
- Setting options: height, width and projection angle

## Product description

	The product complies with the safety rules and ergonomic requirements for swivel work chairs used in production as defined in DIN 68877
	This product complies with the requirements of the German Equipment and Product Safety Act (GPSG)



Healthy seating

## Delivery notes

### Scope of delivery

Incl. fastening material

## Ordering codes

		ESD	No.
Foot support			3842546772
Foot support ESD			3842546775
Circular footrest			3842546773
Armrests	Set		3842557271
Armrests	Set		3842557272