



CONVERTER CONTROL VOLTAGE 24 V UC FOR SEMI-COND. RELAY/CONT. 3RF2

General technical data:		
product brand name		SIRIUS
Product designation		converter
Product function		solid-state relay / solid-state contactor 3RF2
Number of poles / for main current circuit		0
Protection class IP		IP20
Ambient temperature		
• during operating	°C	-25 ... +60
• during storage	°C	-55 ... +80
Installation altitude / at a height over sea level / maximum	m	1,000
Resistance against vibration / according to IEC 60068-2-6		2g
Shock resistance / according to IEC 60068-2-27		15g / 11 ms
Reference code		
• according to DIN 40719 extended according to IEC 204-2 / according to IEC 750		U
• according to DIN EN 61346-2		T

Main circuit:		
Number of NO contacts / for main contacts		0
Number of NC contacts / for main contacts		0
Derating temperature	°C	40

<b>Operating frequency</b>		
• rated value	Hz	50 ... 60
<b>Relative symmetrical tolerance / of the operation frequency</b>	%	10

#### Control circuit:

<b>Type of voltage</b>		AC/DC
<b>Control supply voltage</b>		
• for DC / rated value	V	24 ... 24
• at 50 Hz / at AC / rated value	V	24 ... 24
• at 60 Hz / at AC / rated value	V	24 ... 24
• at 50 Hz / for AC / final value for signal<0>-recognition	V	10
• at 60 Hz / for AC / final value for signal<0>-recognition	V	10
• for DC / final value for signal<0>-recognition	V	10
<b>Supply voltage frequency / for auxiliary and control current circuit</b>		
• rated value	Hz	50 ... 60
<b>Tolerance of the line frequency</b>	Hz	5
<b>Relative symmetrical tolerance / of the supply voltage frequency</b>	%	10
<b>Control current / for AC / rated value</b>	mA	25
<b>Control current / for DC / rated value</b>	mA	25
<b>Operating voltage</b>		
• at the analog input	V	-2 ... +10
<b>Source resistance / at the analog input</b>	Ω	100,000

#### Auxiliary circuit:

<b>Number of NC contacts / for auxiliary contacts</b>		0
<b>Number of NO contacts / for auxiliary contacts</b>		0
<b>Number of changeover contacts / for auxiliary contacts</b>		0

#### Installation/mounting/dimensions:






<b>Mounting type</b>		clip-on
<b>Mounting type / series installation</b>		Yes
<b>Width</b>	mm	22.5
<b>Height</b>	mm	83.5
<b>Depth</b>	mm	38

#### Connections:

<b>Design of the electrical connection</b>		
• for auxiliary and control current circuit		screw-type terminals
<b>Design of the thread / of the connection screw / of the auxiliary and control pins</b>		M3
<b>Type of the connectable conductor cross-section</b>		
• for auxiliary and control contacts		

<ul style="list-style-type: none"> <li>• solid</li> <li>• finely stranded <ul style="list-style-type: none"> <li>• with conductor end processing</li> <li>• without conductor final cutting</li> </ul> </li> <li>• for AWG conductors / for auxiliary and control contacts</li> </ul>		1x (0.5 ... 2.5 mm <sup>2</sup> ), 2x (0.5 ... 1.0 mm <sup>2</sup> )
<b>Conductor cross section that can be connected / for auxiliary and control contacts</b> <ul style="list-style-type: none"> <li>• solid</li> <li>• stranded wire <ul style="list-style-type: none"> <li>• with conductor end processing /</li> <li>• without conductor final cutting</li> </ul> </li> </ul>	mm <sup>2</sup>	0.5 ... 2.5
	mm <sup>2</sup>	0.5 ... 2.5
	mm <sup>2</sup>	0.5 ... 2.5
<b>AWG number / as coded connectable conductor cross-section</b> <ul style="list-style-type: none"> <li>• for auxiliary and control contacts</li> </ul>		12 ... 20
<b>Skinning length / of the cable / for auxiliary and control contacts</b>	mm	7
<b>Tightening torque / for auxiliary and control contacts</b> <ul style="list-style-type: none"> <li>• with screw-type terminals</li> </ul>	N·m	0.5 ... 0.6
<b>Tightening torque (lbf·in) / for auxiliary and control contacts</b> <ul style="list-style-type: none"> <li>• with screw-type terminals</li> </ul>	lbf·in	4.5 ... 5.3

#### Certificates/approvals:

General Product Approval	EMC	Declaration of Conformity	Test Certificates
			
			<a href="#">Type Test Certificates/Test Report</a>

other

[Environmental Confirmations](#)

#### Further information:

Information- and Downloadcenter (Catalogs, Brochures,...)

<http://www.siemens.com/industrial-controls/catalogs>

Industry Mall (Online ordering system)

<https://mall.industry.siemens.com/>

CAX-Online-Generator

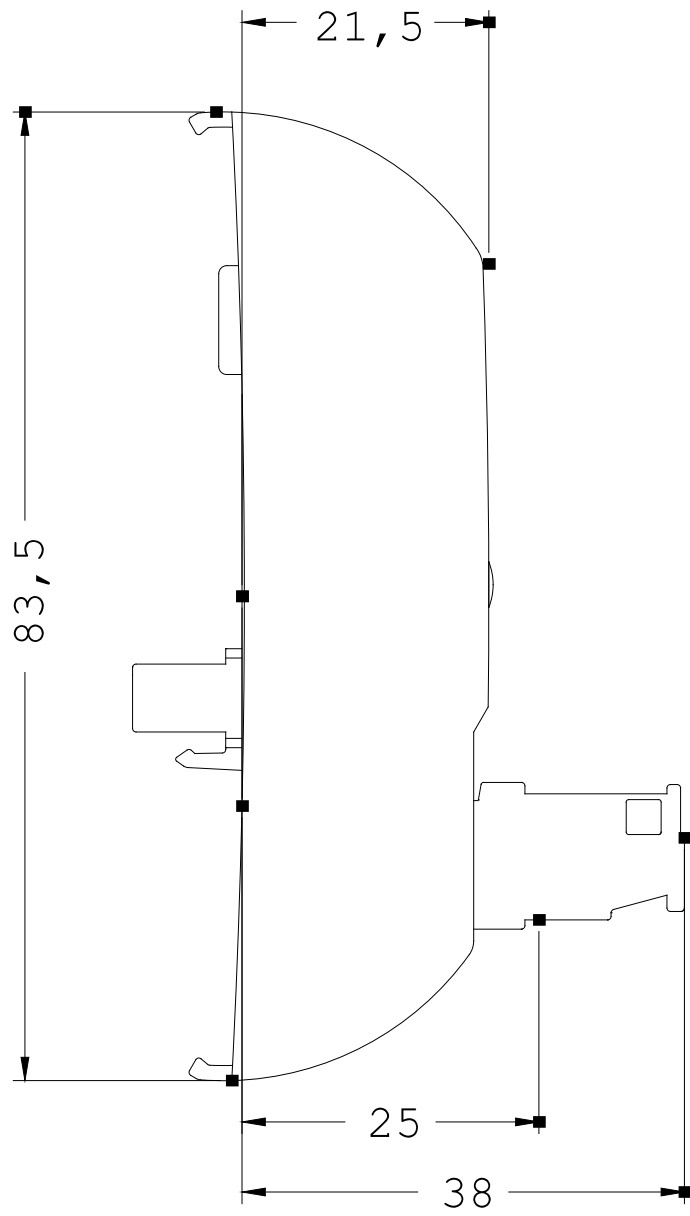

<http://www.siemens.com/cax>

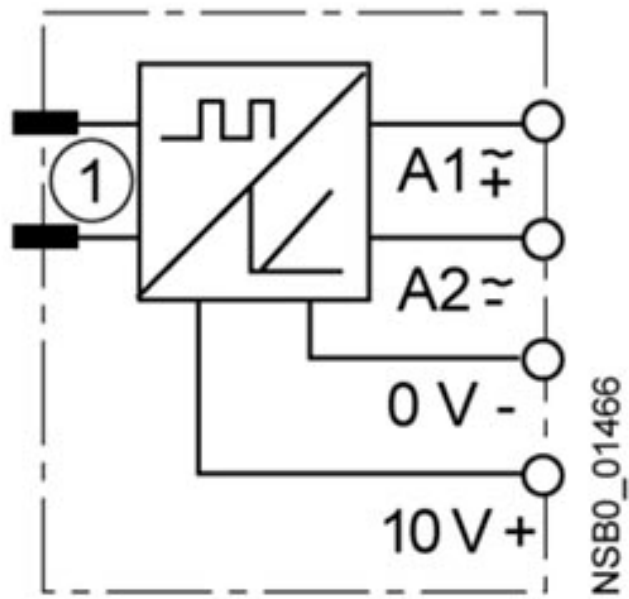
Service&Support (Manuals, Certificates, Characteristics, FAQs,...)

<http://support.automation.siemens.com/WW/view/en/3RF2900-0EA18/all>

Image database (product images, 2D dimension drawings, 3D models, device circuit diagrams, ...)

[http://www.automation.siemens.com/bilddb/cax\\_en.aspx?mlfb=3RF2900-0EA18](http://www.automation.siemens.com/bilddb/cax_en.aspx?mlfb=3RF2900-0EA18)





① Internal connection

last change:

Aug 4, 2014