



1504

MOBILE WORKBENCH

Body:

- Dimensions: H 985 x W 1100 x D 550 mm
- 30 mm thick multiplex beech wood worktop, surface additionally protected by linseed oil varnish
- Large storage space with shelf and door
- Heel protection for your safety
- Sheet steel, corrosion resistant and scratch-proof powder-coated, GEDORIT blue

Drawers:

- Central locking with cylinder lock
- Wide drawers (W 480 x D 400 mm) fully extendable, removable
- Each drawer with safety locking, single-hand operation
- Ball-bearing guide rails
- Can be individually equipped with length and crosswise dividers (can be ordered individually)
- Load capacity per drawer 40 kg, bottom heavy-duty drawer 60 kg (apart from no. 1504 1000)
- Sheet steel, corrosion resistant and scratch-proof powder-coated, GEDORIT silver

GEDORE High-performance chassis:

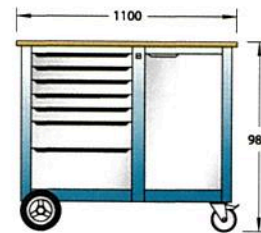
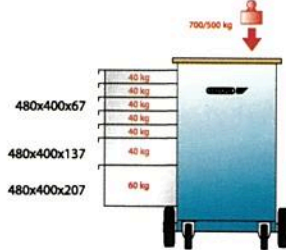
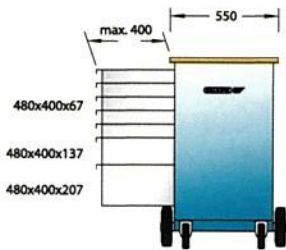
- Total load capacity 700 kg, 500 kg when mobile
- 2 high-performance wheels on roller bearings (fixed castors Ø 200 mm)
- 2 smooth running wheels on ball bearings (swivel castors Ø 125 mm), both with total brake
- The GEDORE trapezoidal axle construction secures smooth running, manoeuvrability and track-keeping also in case of maximum loads

Accessories:

- 4 distance modules no. 1500 ED-70 K
- Length- (LT) and crosswise (QT) dividers from zinc-plated sheet steel

Options:

- Can be equipped with GEDORE tool modules (1500 ES/1500 CT)
- Rear panel no. R 1504 L or RT 1504 L can be added
- Further drawer combinations on request
- Special colours and designs available on request
- Delivery without tools and accessories



	Description	H	W	D	LD	CD	⚖️	Code	No.
7 drawers: 5x type 1, H = 67 mm 1x type 2, H = 137 mm 1x type 3, H = 207 mm	Mobile workbench with 7 drawers	985	1100	550	10x	2x	103.0	6622830	1504 0511
7 drawers: 5x type 1, H = 67 mm 1x type 2, H = 137 mm 1x type 3, H = 207 mm	Mobile workbench with 7 drawers and vice	985	1100	550	10x	2x	112.5	6623050	1504 0511 S
6 drawers: 3x type 1, H = 67 mm 2x type 2, H = 137 mm 1x type 3, H = 207 mm	Mobile workbench with 6 drawers	985	1100	550	6x	2x	96.0	1814958	1504 0321
8 drawers: 7x type 1, H = 67 mm 1x type 3, H = 207 mm	Mobile workbench with 8 drawers	985	1100	550	10x	2x	99.0	1814931	1504 0701
9 drawers: 8x type 1, H = 67 mm 1x type 2, H = 137 mm	Mobile workbench with 9 drawers	985	1100	550	15x	3x	106.0	1814923	1504 0810
10 drawers:	Mobile workbench with 10 drawers	985	1100	550	15x	3x	106.0	1814923	1504 0810