

TECHNICAL CHARACTERISTICS

SPECIFICATION

- >Rating: 50mA, 12VDC
- >Contact Resistance:
 - Initial: 100mOHM max.
 - After Life Test: 20HM max.
- >Insulation Resistance: min. 100MOHM at 500VDC
- >Dielectric Strength: 250VAC for 1 minute
- >Stroke: 0.25 + 0.2 mm / - 0.1 mm

MATERIAL

- >Cover: Stainless Steel
- >Stem: LCP UL 94V-0
- >Frame: LCP UL 94V-0, color Black
- >Contact: Stainless Steel with silver cladding
- >Terminal: copper alloy with silver plating
- >Tape: Polyimide tape

SOLDERING INFORMATION

- >Terminal in J-Bend version
- >Reflow soldering according to JEDEC J-STD 020 Hot Air
- >Hand soldering under 350 °C for 3 sec. max

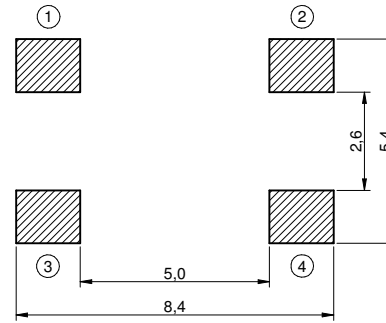
ENVIRONMENTAL

- >Storage condition: -40 °C ~ +85 °C
- >Operation condition: -40 °C ~ +85 °C
- >Compliance: Lead Free, ROHS, Reach

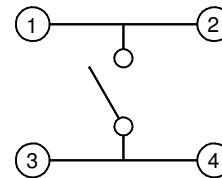
PACKAGING INFORMATION

>Tape & Reel

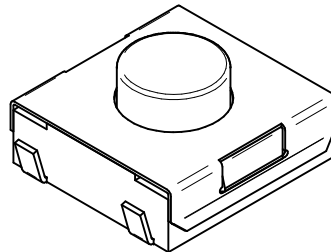
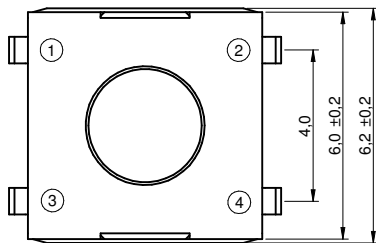
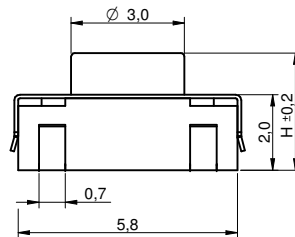
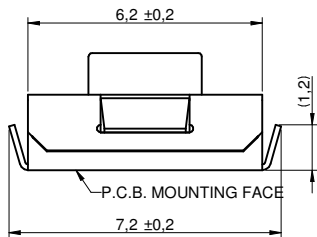
PN	Force	Color of Stem	Life cycle	-025		-031		-035	
				H	Ø D	H	Ø D	H	Ø D
430 483 xxx 816	160g ± 50gf	Black	1.000.000						
430 473 xxx 826	260g ± 50gf	White	500.000	2.5	3.0	3.1	3.0	3.5	3.0
430 453 xxx 836	360g ± 50gf	Salmon	200.000						



P.C.B. MOUNTING PLAN



SCHEMATIC



Scale - 5:1

This electronic component is designed and developed with the intention for use in general electronics equipments.

Before incorporating the components into any equipments in the field such as aerospace, aviation, nuclear control, submarine, transportation, (automotive control, train control, ship control), transportation signal, disaster prevention, medical, public information network etc. where higher safety and reliability are especially required or if there is possibility of direct damage or injury to human body, Würth Elektronik must be asked for a written approval.

In addition, even electronic component in general electronic equipments, when used in electrical circuits that require high safety, reliability functions or performance, the sufficient reliability evaluation-check for the safety must be performed before by the user before usage.

		Projection		GENERAL TOLERANCE .x = +/- 0,2 .xx = +/- 0,15		Basic material				
				Date 09-09-14 Name Jelisarow		DESCRIPTION SwTact				
				Checked		WS-TSW 6x6mm washable Tact Switch, J-Bend SMD version				
				Würth Elektronik eiCan		Scale 5:1		Position		SIZE
a warning text		11-10-28 WJ		EDV NO 4304x3xxx8x6.dft		Drawing.- No. 4304x3xxx8x6				A4
REV FILE		DATE BY		EDV NO 4304x3xxx8x6.dft		System Solid Edge V20				