

# 8300 Push Button Switches 16A 250Vac



- ▶ Miniature push button
- ▶ Ratings up to 16A, 250V ac
- ▶ 8A Inductive current rating
- ▶ Illuminated and non-illuminated
- ▶ Single and double pole
- ▶ Latching and momentary
- ▶ 'H' slotted for custom act
- ▶ Industry standard panel cutout

Bezel size:  
21 x 15mm



16(4)A 250Vac T85, 1E4 (10,000 Operations)  
12(2)A 250Vac T105, 1E4 (10,000 Operations)  
8(8)A 250Vac T105, 5E4 (50,000 Operations)  
6(6)A 250Vac T125, 5E4 (50,000 Operations)

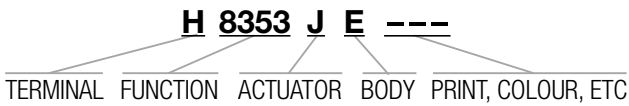


12A 250Vac DP, 13A 250Vac SP  
250Vac 1hp, 125Vac 1/2hp  
UL 85°C, file E45221, CSA file LR10990



RoHS compliant

3mm contact gap.  
Technical data on pages 4 & 5.



TERMINAL	FUNCTION	ACTUATOR
<p><b>C</b></p> <p>6.3 x 0.8</p>	<p>Approvals &amp; ratings vary with function Single pole switches use terminals 1 &amp; 2 (&amp; 3)</p>	<p><b>A</b> Standard actuator</p>
<p><b>H</b></p> <p>4.8 x 0.8</p> <p><b>A</b></p> <p>As "H" but right angle 4.8 x 0.8</p>	<p><b>8300</b> ON - OFF Single pole</p>	<p><b>H</b> Slotted for custom actuators Slots for snap-in buttons</p>
<p><b>K</b></p> <p>2.8 x 0.8</p>	<p><b>8301</b> ON - OFF (momentary ON) Single pole</p>	<p><b>C</b> Square actuator</p>
<p><b>T</b></p> <p>2.8 x 0.8</p> <p>Solder</p>	<p><b>8303</b> ON - OFF with light Single pole</p>	<p><b>E</b> Radiused actuator</p>
<p><b>X</b></p> <p>PCB 0.8 Sq</p>	<p><b>8304</b> ON - OFF (momentary ON) with light Single pole</p>	<p><b>F</b> Small round actuator</p>
<p><b>V</b></p> <p>Dual pin PCB (Call factory for matrix dims)</p>	<p><b>8350</b> ON - OFF Double pole</p>	<p><b>J</b> Smooth curved actuator</p>
	<p><b>8351</b> ON - OFF (momentary ON) Double pole</p>	<p><b>M</b></p>
	<p><b>8353</b> ON - OFF with light Double pole</p>	<p><b>D</b> Large round actuator</p>
	<p><b>8354</b> ON - OFF (momentary ON) with light Double pole</p>	<p>All actuators except H available lit</p>
	<p><b>8355</b> ON - OFF Single pole Isolated light - switched</p>	
	<p><b>8356</b> ON - OFF Single pole Isolated light - unswitched</p>	



H8350AB ---  
T8350AB ---



H8353JE ---  
T8353JE ---



H8353EB ---  
T8353EB ---



H8353CB ---  
T8353CB ---



H8350DB ---  
T8350DB ---



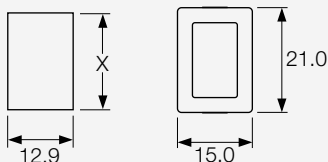
H8350HB ---  
Example of actuator

## BODY

Panel cut-out Bezel  
Cut-outs must be punched in the direction of insertion

**B** Standard body

**E** Softline style body with radiused bezel



Dimensions for snap-in fixing

Panel thickness	Dimension X
0.75-1.24	19.1/19.2
1.25-1.99	19.3/19.4
2.00-3.00	19.7/19.8

X and V PCB terminals.  
Additional dummy terminals may be supplied for extra support.

## OPTIONS

### Finish

Matt finish standard except on J and D actuators which are gloss

### Colour

Call factory for custom colours  
A full range is available for large orders

### Legend printing

Select from the examples or call factory for custom legends

### Special buttons

Some of the many options are shown  
Call the factory for the full range

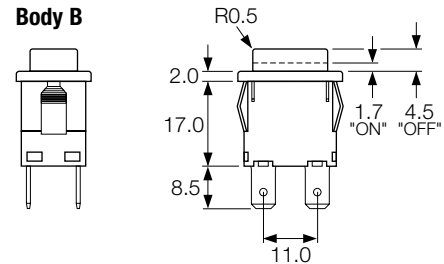
### L167 Protective cover (designed to IP65)



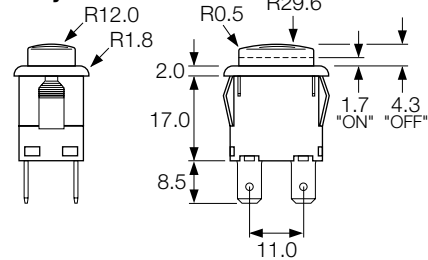
Snaps on to switch bodies fitted with "A" or "J" style actuators but increases effective panel thickness by 0.8mm

## DIMENSIONS (mm)

### Actuator A Body B



### Actuator J Body E



Spacing between centre of terminals 1 & 3 or 2 & 4 is 10.0mm

## Examples of printing



EN1153



EN1152