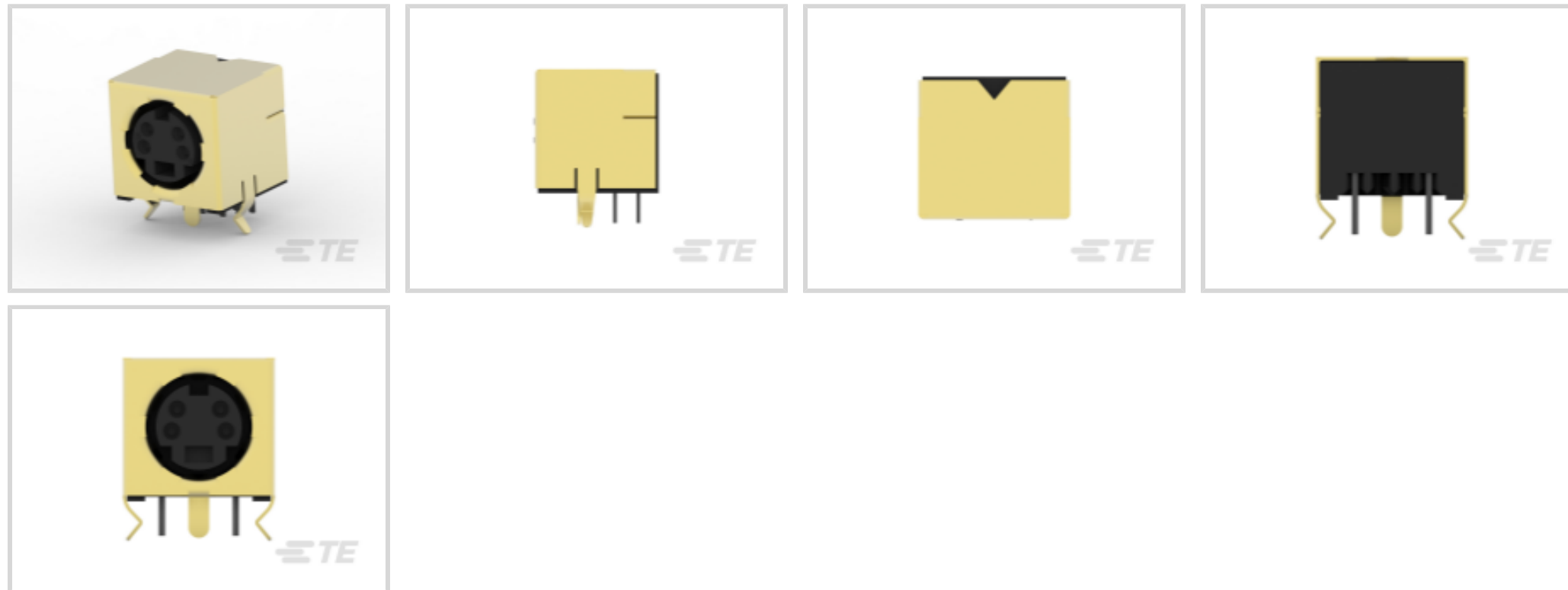




[View on TE.com >](#)

Connectors > Circular Connectors > DIN Connectors



Circular DIN Connector Type: **Mini DIN**  
 Connector System: **Wire-to-Board**  
 Number of Positions: **4**  
 Connector Contact Load Condition: **Fully Loaded**  
 Mating Alignment Type: **Polarization**

**Features**

**Product Type Features**

Circular DIN Connector Type	Mini DIN
Connector System	Wire-to-Board
Connector & Contact Terminates To	Printed Circuit Board

**Configuration Features**

PCB Mount Orientation	Right Angle
Number of Positions	4
Connector Contact Load Condition	Fully Loaded

**Electrical Characteristics**

Operating Voltage	30 VAC
-------------------	--------

**Body Features**

Shield Plating Finish	Bright
Shield Plating Material	Tin
Shield Material	Copper Alloy
Panel Ground Feature Type	None



Primary Product Color	Black
-----------------------	-------

### Contact Features

Contact Underplating Material	Nickel
Contact Underplating Material Thickness	1.27 $\mu\text{m}$ [50 $\mu\text{in}$ ]
PCB Contact Termination Area Plating Material Finish	Matte
Contact Mating Area Plating Material Thickness	.76 $\mu\text{m}$ [30 $\mu\text{in}$ ]
Contact Shape & Form	Tuning Fork
PCB Contact Termination Area Plating Material Thickness	3.05 $\mu\text{m}$ , 4.02 $\mu\text{m}$ [170 $\mu\text{in}$ ]
Contact Layout	Staggered
Contact Mating Area Plating Material	Gold (Au)
Contact Base Material	Copper Alloy
PCB Contact Termination Area Plating Material	Tin
Contact Current Rating (Max)	.5 A

### Termination Features

Termination Method to PCB	Through Hole - Solder
Termination Post & Tail Length	3.18 mm[.125 in]

### Mechanical Attachment

Panel Mount Feature	With
Panel Mount Feature Type	Screw Nut
Mating Alignment	With
PCB Mount Alignment	With
PCB Mount Alignment Type	Hold-Down
Mating Alignment Type	Polarization
PCB Mount Retention	Without
PCB Mount Retention Type	Hold-Down Post
Connector Mounting Type	Board Mount

### Housing Features

Housing Material	Thermoplastic
Centerline (Pitch)	6.5 mm[.26 in]

### Dimensions

Product Width	14 mm[.55 in]
Product Length	16.51 mm[.65 in]



PCB Thickness (Recommended)	2.68 mm[.11 in]
-----------------------------	-----------------

Connector Height	12.83 mm[.5 in]
------------------	-----------------

### Usage Conditions

Operating Temperature Range	-55 – 105 °C[-67 – 221 °F]
-----------------------------	----------------------------

### Operation/Application

Shielded	Yes
----------	-----

Circuit Application	Signal
---------------------	--------

### Industry Standards

UL Flammability Rating	UL 94V-0
------------------------	----------

### Packaging Features

Packaging Quantity	40
--------------------	----

Packaging Method	Tube
------------------	------

### Product Compliance

[For compliance documentation, visit the product page on TE.com>](#)

EU RoHS Directive 2011/65/EU	Compliant
------------------------------	-----------

EU ELV Directive 2000/53/EC	Compliant
-----------------------------	-----------

China RoHS 2 Directive MIIT Order No 32, 2016	No Restricted Materials Above Threshold
---	---

EU REACH Regulation (EC) No. 1907/2006	Current ECHA Candidate List: JAN 2025 (247) Candidate List Declared Against: JAN 2025 (247) Does not contain REACH SVHC
--	---

Halogen Content	Low Halogen - Br, Cl, F, I < 900 ppm per homogenous material. Also BFR/CFR/PVC Free
-----------------	---

Solder Process Capability	Wave solder capable to 265°C
---------------------------	------------------------------



#### Product Compliance Disclaimer

This information is provided based on reasonable inquiry of our suppliers and represents our current actual knowledge based on the information they provided. This information is subject to change. The part numbers that TE has identified as EU RoHS compliant have a maximum concentration of 0.1% by weight in homogenous materials for lead, hexavalent chromium, mercury, PBB, PBDE, DBP, BBP, DEHP, DIBP, and 0.01% for cadmium, or qualify for an exemption to these limits as defined in the Annexes of Directive 2011/65/EU (RoHS2). Finished electrical and electronic equipment products will be CE marked as required by Directive 2011/65/EU. Components may not be CE marked. Additionally, the part numbers that TE has identified as EU ELV compliant have a maximum concentration of 0.1% by weight in homogenous materials for lead, hexavalent chromium, and mercury, and 0.01% for cadmium, or qualify for an exemption to these limits as defined in the Annexes of Directive 2000/53/EC (ELV). Regarding the REACH Regulation, the information TE provides on SVHC in articles for this part number is based on the latest European Chemicals Agency (ECHA) 'Guidance on requirements for substances in articles' posted at this URL: <https://echa.europa.eu/guidance-documents/guidance-on-reach>

## Compatible Parts



## Customers Also Bought



## Documents

### Product Drawings

Mini DIN, 4 pos, R/A, Shield

English

### CAD Files

3D PDF



English

**Customer View Model**

[ENG\\_CVM\\_5749264-1\\_O.2d\\_dxf.zip](#)

English

**Customer View Model**

[ENG\\_CVM\\_5749264-1\\_O.3d\\_igs.zip](#)

English

**Customer View Model**

[ENG\\_CVM\\_5749264-1\\_O.3d\\_stp.zip](#)

English

**3D PDF**

3D

**Customer View Model**

[ENG\\_CVM\\_CVM\\_5749264-1\\_A.2d\\_dxf.zip](#)

English

**Customer View Model**

[ENG\\_CVM\\_CVM\\_5749264-1\\_A.3d\\_igs.zip](#)

English

**Customer View Model**

[ENG\\_CVM\\_CVM\\_5749264-1\\_A.3d\\_stp.zip](#)

English

By downloading the CAD file I accept and agree to the [Terms and Conditions](#) of use.

**Product Specifications**

[Application Specification](#)

English