

Mini feed-through terminal block - MSB 2,5-M YE - 3244106

Please be informed that the data shown in this PDF Document is generated from our Online Catalog. Please find the complete data in the user's documentation. Our General Terms of Use for Downloads are valid (<http://phoenixcontact.com/download>)

Mini feed-through terminal block, Connection method: Spring-cage connection, Number of connections: 2, Cross section: 0.08 mm² - 4 mm², AWG: 28 - 12, Width: 5.2 mm, Height: 22 mm, Color: yellow, Mounting type: Direct mounting with flange




The figure shows a version of the article

Why buy this product

- Space saving thanks to compact design and mounting option on a 15 mm DIN rail
- Clear arrangement thanks to marking of all terminal points



Key Commercial Data

Packing unit	50 STK
Minimum order quantity	50 STK
GTIN	 4 046356 145381
GTIN	4046356145381
Weight per Piece (excluding packing)	4.000 g
Custom tariff number	85369010
Country of origin	China
Note	Made to Order (non-returnable)

Technical data

General

Number of levels	1
Number of connections	2
Nominal cross section	2.5 mm ²
Color	yellow
Insulating material	PA
Flammability rating according to UL 94	V0
Rated surge voltage	8 kV

Mini feed-through terminal block - MSB 2,5-M YE - 3244106

Technical data

General

Degree of pollution	3
Overvoltage category	III
Insulating material group	I
Maximum power dissipation for nominal condition	0.77 W
Maximum load current	30 A (with 4 mm ² conductor cross section)
Nominal current I _N	24 A
Nominal voltage U _N	800 V
Open side panel	Yes
Relative insulation material temperature index (Elec., UL 746 B)	130 °C
Temperature index of insulation material (DIN EN 60216-1 (VDE 0304-21))	130 °C
Static insulating material application in cold	-60 °C
Behavior in fire for rail vehicles (DIN 5510-2)	Test passed
Flame test method (DIN EN 60695-11-10)	V0
Oxygen index (DIN EN ISO 4589-2)	>32 %
NF F16-101, NF F10-102 Class I	2
NF F16-101, NF F10-102 Class F	2
Surface flammability NFPA 130 (ASTM E 162)	passed
Specific optical density of smoke NFPA 130 (ASTM E 662)	passed
Smoke gas toxicity NFPA 130 (SMP 800C)	passed
Calorimetric heat release NFPA 130 (ASTM E 1354)	28 MJ/kg
Fire protection for rail vehicles (DIN EN 45545-2) R22	HL 1 - HL 3
Fire protection for rail vehicles (DIN EN 45545-2) R23	HL 1 - HL 3
Fire protection for rail vehicles (DIN EN 45545-2) R24	HL 1 - HL 3
Fire protection for rail vehicles (DIN EN 45545-2) R26	HL 1 - HL 3

Dimensions

Width	5.2 mm
End cover width	4 mm
Length	32 mm
Height	22 mm

Connection data

Connection method	Spring-cage connection
Connection in acc. with standard	IEC 60947-7-1
Conductor cross section solid min.	0.08 mm ²
Conductor cross section solid max.	4 mm ²
Conductor cross section AWG min.	28
Conductor cross section AWG max.	12
Conductor cross section flexible min.	0.08 mm ²
Conductor cross section flexible max.	2.5 mm ²
Min. AWG conductor cross section, flexible	28

Mini feed-through terminal block - MSB 2,5-M YE - 3244106

Technical data

Connection data

Max. AWG conductor cross section, flexible	14
Conductor cross section flexible, with ferrule without plastic sleeve min.	0.14 mm ²
Conductor cross section flexible, with ferrule without plastic sleeve max.	2.5 mm ²
Conductor cross section flexible, with ferrule with plastic sleeve min.	0.14 mm ²
Conductor cross section flexible, with ferrule with plastic sleeve max.	2.5 mm ²
2 conductors with same cross section, stranded, TWIN ferrules with plastic sleeve, max.	0.5 mm ²
Connection in acc. with standard	IEC/EN 60079-7
Stripping length	8 mm
Internal cylindrical gage	A3

Standards and Regulations

Connection in acc. with standard	CSA
	IEC 60947-7-1
Flammability rating according to UL 94	V0

Environmental Product Compliance

China RoHS	Environmentally friendly use period: unlimited = EFUP-e
	No hazardous substances above threshold values

Drawings

Circuit diagram



Approvals

Approvals

Approvals

UL Recognized / cUL Recognized / CSA / VDE Zeichengenehmigung / IECEE CB Scheme / EAC / EAC / cULus Recognized

Ex Approvals

ATEX / IECEx / EAC Ex

Approval details

Mini feed-through terminal block - MSB 2,5-M YE - 3244106

Approvals

UL Recognized		http://database.ul.com/cgi-bin/XYV/template/LISEXT/1FRAME/index.htm	FILE E 60425
	B	C	
mm ² /AWG/kcmil	28-12	28-12	
Nominal current IN	20 A	20 A	
Nominal voltage UN	600 V	600 V	

cUL Recognized		http://database.ul.com/cgi-bin/XYV/template/LISEXT/1FRAME/index.htm	FILE E 60425
	B	C	
mm ² /AWG/kcmil	28-12	28-12	
Nominal current IN	20 A	20 A	
Nominal voltage UN	600 V	600 V	

CSA		http://www.csagroup.org/services/testing-and-certification/certified-product-listing/	13631
	B	C	
mm ² /AWG/kcmil	28-12	28-12	
Nominal current IN	20 A	20 A	
Nominal voltage UN	600 V	600 V	


VDE Zeichengenehmigung		http://www.vde.com/en/Institute/OnlineService/VDE-approved-products/Pages/Online-Search.aspx	40037485
mm ² /AWG/kcmil	0.2-2.5		
Nominal current IN	24 A		
Nominal voltage UN	800 V		


IECEE CB Scheme		http://www.iecee.org/	DE1-52239
mm ² /AWG/kcmil	2.5		
Nominal current IN	24 A		
Nominal voltage UN	800 V		

Mini feed-through terminal block - MSB 2,5-M YE - 3244106

Approvals

EAC		EAC-Zulassung
-----	---	---------------

EAC		7500651.22.01.00246
-----	---	---------------------

cULus Recognized		http://database.ul.com/cgi-bin/XYV/template/LISEXT/1FRAME/index.htm
------------------	---	---