

6

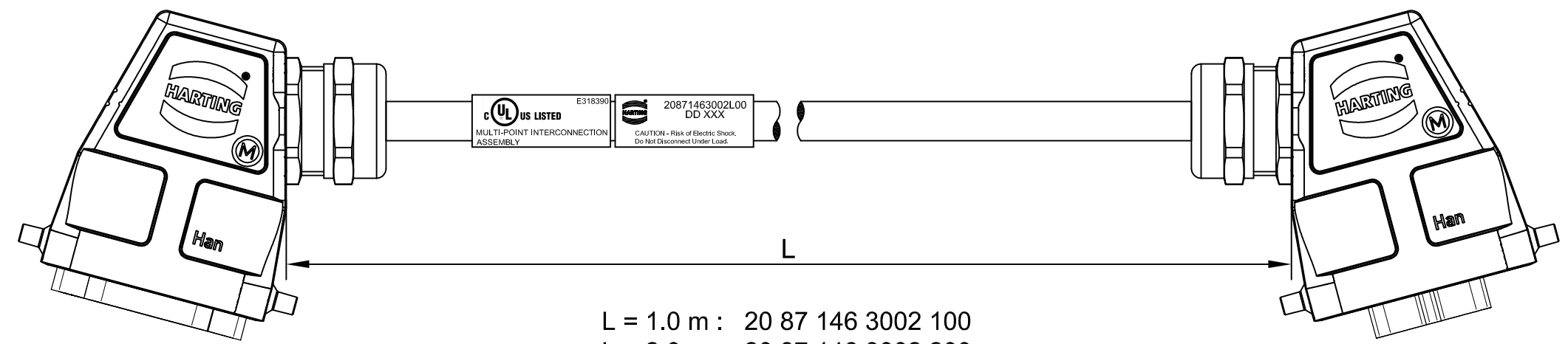
5

4

3

2

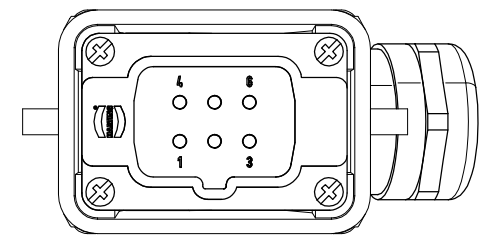
1



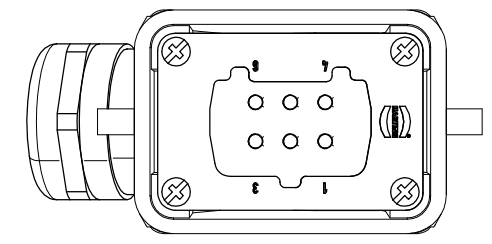
L = 1.0 m : 20 87 146 3002 100
 L = 2.0 m : 20 87 146 3002 200

* If a different length is required, contact your local HARTING office for part numbers and support.

MATING FACE
(male)



MATING FACE
(female)



PIN-OUT

MALE INSERT	CABLE	FEMALE INSERT
PIN 1	#1 (BLACK)	PIN 1
PIN 2	#2 (BLACK)	PIN 2
PIN 3	#3 (BLACK)	PIN 3
PIN 4	#4 (BLACK)	PIN 4
PIN 5	#5 (BLACK)	PIN 5
PIN 6	#6 (BLACK)	PIN 6
PE	GREEN/YELLOW	PE

Notes:
 1. Contacts use crimp style termination.

DESCRIPTION	REV	DATE	NAME	HARTING PART NUMBER
				20 87 146 3002 L00
				DESCRIPTION
				UL2237 Cable Assembly Han 6 E, side-entry, 1-lever
				DRAWING NUMBER
				20871463002L00
				REFERENCE
				UL2237 ASSEMBLIES
				SHEET 1/1
				REVISION
				A

Standard HARTING tolerances apply unless otherwise specified.
 This drawing is property of HARTING Manufacturing Inc. No exploitation or transfer of information contained herein is permitted without written consent / agreement of H.M.

HARTING INC. OF NORTH AMERICA
 1370 BOWES ROAD
 ELGIN, IL 60123 PH: (847) 741-1500



D
C
B
A