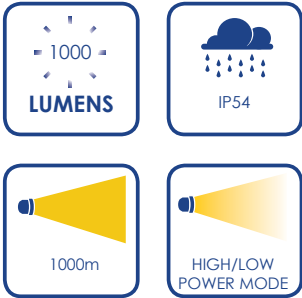


PANTHER XM-L






- High power LED searchlight
- 1000 metre spot beam
- 1000 | 500 lumens
- 2 light modes: high and low
- Supplied with a mains charger
- Battery charging indicator (red to green)



PANTHER XM-L

The Standard PANTHER model has now been upgraded with the latest LED technology (XM-L) increasing the running time to 5hrs on full and 10hrs on half power. The unique deep dish reflector enables maximum distance to lumen ratio achieving a 1000m beam from only 1000 lumens; it's also been upgraded to Li-ion giving the unit a massive weight reduction of 2.6kg! Now only 0.896kg it is our lightest in the range and offers exceptional value for money.

PANTHER XM-L	
	5h 10h
	0.896kg
	
Run time	5h 10h
Battery	Li-ion 3.6V 10.4Ah
Product weight (kg)	0.896
Boxed weight (kg)	1.6
Charge time	10-12h
Product size (mm)	L260 x W150 x H180
Boxed size (mm)	L269 x W224 x H204
Part No.	NSPANTHERXML
CAT/PAD No.	0111/108311

