


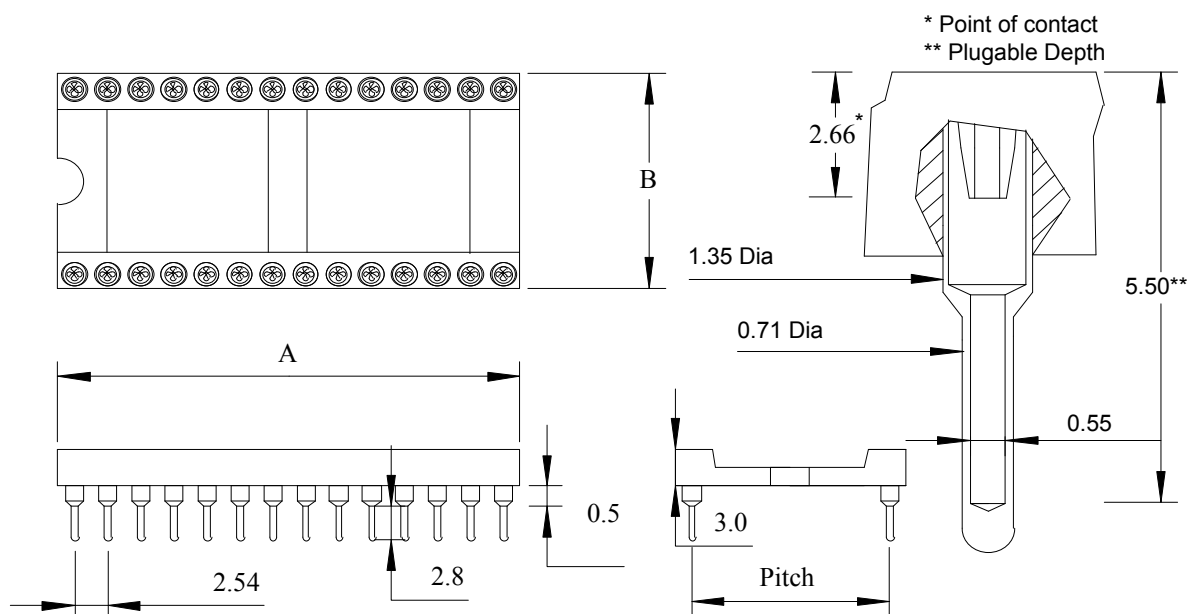
WINSLOW ADAPTICs

Data Sheet – Screw Machined I.C. Sockets W30500SFTRC - W30500SFT - W30500SFG W30500SFTTRC

The W30500SF Series features a hollow tail allowing the IC leg to plug further into the socket thus creating a lower profile. The contact comprises of a screw machined half hard brass outer pin with a beryllium copper contact. The outer pin has 3 plating options; RoHS compliant Tin, Tin/Lead and Gold. The beryllium copper contact can be Gold or pure Tin. Moulding material is 30%GF PBT rated to UL 94 V-0. Part are designed and packaged for automatic PCB loading machines. The following table explains the plating options for the range.



SUFFIX	OUTER PLATING	CONTACT PLATING
SFTRC	Pure Tin (RoHS Compliant)	Gold
SFT	Tin Lead	Gold
SFG	Gold	Gold
SFTTRC	Pure Tin (RoHS Compliant)	Pure Tin (RoHS Compliant)



WINSLOW ADAPTICs

Data Sheet – Screw Machined I.C. Sockets W30500SFTRC - W30500SFT - W30500SFG W30500SFTTRC

PART NUMBER*	PINS	PITCH	A	B
W30504	4	7.62	5.00	10.14
W30506	6	7.62	7.54	10.14
W30508	8	7.62	10.08	10.14
W30510	10	7.62	12.62	10.14
W30514	14	7.62	17.70	10.14
W30516	16	7.62	20.24	10.14
W30518	18	7.62	22.78	10.14
W30520	20	7.62	25.32	10.14
W30522	22	10.16	27.86	12.68
W30524/3	24	7.62	30.40	10.14
W30524/4	24	10.16	30.40	12.68
W30524	24	15.24	30.40	17.66
W30528/3	28	7.62	35.48	10.14
W30528/4	28	10.16	35.48	12.68
W30528	28	15.24	35.48	17.66
W30532/4	32	10.16	40.56	12.68
W30532	32	15.24	40.56	17.66
W30536	36	15.24	45.64	17.66
W30540	40	15.24	50.72	17.66
W30542	42	15.24	53.26	17.66
W30548	48	15.24	60.88	17.66
W30550	50	15.24	63.42	17.66
W30550/9	50	22.86	63.42	25.38
W30552	52	15.25	65.96	17.66
W30552/9	52	22.86	65.96	25.38
W30564	64	22.86	81.20	25.38

* When ordering please remember to add your required suffix to the part number

WINSLOW ADAPTICs

Data Sheet – Screw Machined I.C. Sockets W30500SFTRC - W30500SFT - W30500SFG W30500SFTTRC

General Specifications. Unless stated all values are typical.

Contact

Resistance: $\leq 4\text{mOhms}$ Current Rating: 3.0 amps
Capacitance: 0.35pF max Material: Brass outer, beryllium copper inner.

*Plating: Outer; W30500SFTRC Nickel 2.5Um/Pure Tin 6.0Um
W30500SFT 60/40 tin/lead 2-3Um.
W30500SFG Nickel 2.5Um/Gold 0.1Um
W30500SFTTRC Nickel 2.5Um/Pure Tin 6.0Um

*Plating: Inner; W30500SFTRC Nickel 2.5Um/Gold 0.1Um
W30500SFT Nickel 2.5Um/Gold 0.1Um
W30500SFG Nickel 2.5Um/Gold 0.1Um
W30500SFTTRC Nickel 2.5Um/ Pure Tin 0.1Um

* Note: Other plating specs available. Please contact sales@winslowadaptics.com with your requirements.

Insertion Force: 30 grams per pin 0.018" diameter
Withdrawal Force: 20 grams per pin 0.018" diameter.
Force to remove from moulding: 12lb minimum

Test Data and Results (Sockets Tested—W30524T)

Test	Conditions	Result
Vibration	10 to 2,000Hz at 20g's	No mechanical damage to assembly or loss of continuity
Shock	150g's	No mechanical damage to assembly or loss of continuity
Thermal Shock	-65 to +150 degrees Centigrade	No change in insulation resistance, loss of continuity or mechanical damage to assembly.
Life vs Contact Resistance	1,000 cycles insertion/ withdrawal of IC lead device.	Average: Before test; 5.8mOhms After test; 6.9mOhms
Fungus Resistance of Moulding		Non-Nutrient
Salt Spray		Contact resistance remained 14mOhm. No galvanic corrosion visible at 50X
Endurance & Exposure to Ammonium Sulphide	Exposure after 10 insertions of DIP IC.	New tin-plated contact resistance 11mOhms
Atmosphere (contact)	Exposure after 10 insertions of DIP IC	New gold-plated contact resistance 5mOhms max.
Continuity of Soldered Connectors		Resistance change was less than 10%

WINSLOW ADAPTICS

Data Sheet – Screw Machined I.C. Sockets W30500SFTRC - W30500SFT - W30500SFG W30500SFTTRC

Moulding

Material:	Glass-reinforced Polyester (PBT)
Insulation Resistance:	1010 Ohms (contact to contact) at 500VDC
Arc Resistance:	145 seconds at 23 degrees C
Electrical Strength:	121KV/cm at 23 degrees C
Dielectric Constant:	3.9 (48 hrs 90%RH) at 100Hz 23 degrees C 4.5 at 100Hz 121 degrees C 3.7 (48 hrs 90%RH) at 1MHz 23 degrees C 4.3 at 1MHz 121 degrees C
Dissipation Factor:	0.0077 (48 hrs 30%RH) at 100Hz 23 degrees C 0.0300 at 100Hz 121 degrees C 0.0150 (48 hrs 30%RH) at 1MHz 23 degrees C 0.0200 at 1MHz 121 degrees C
Volume Resistivity:	3 x 10 ¹³ ohms-CM (48 hrs 90%RH) at 25 degrees C 10 ¹³ ohms-CM at 121 degrees C
Operating Temperature:	-65 to 150 degrees C
Flammability:	UL94V-0

Note: Dimensions are subject to change without prior notice.


sales@winslowadaptics.com

DIP Support products from Winslow Adaptics


www.winslowadaptics.com




Custom Upgrades



Package



Conversion



Pitch Change

Also available from Winslow Adaptics are cost effective, time saving solutions to test, obsolescence, supply problems and upgrades. OEMs can upgrade equipment with custom Adaptics utilising additional logic, often saving considerable cost and time on re-design. If lead-time becomes an issue contact us for a suitable package convertor. We specialise in conversion of all package lead-frames.