

3-641121-3 ✓ ACTIVE

## MTA 156

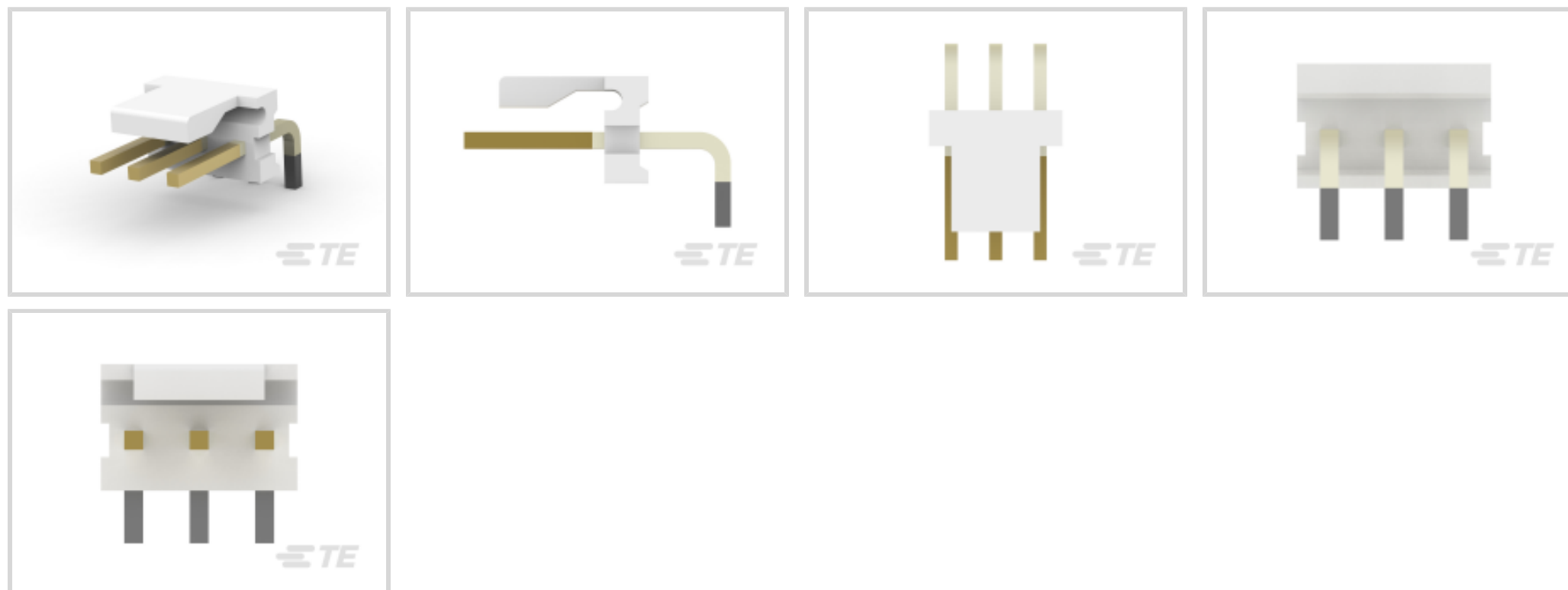
TE Internal #: 3-641121-3

PCB Mount Header, Right Angle, Wire-to-Board, 3 Position, 3.96 mm [.156 in] Centerline, Partially Shrouded, Gold (Au), Through Hole - Solder, MTA 156

[View on TE.com >](#)



Connectors > PCB Connectors > PCB Headers & Receptacles



PCB Connector Type: **PCB Mount Header**

PCB Mount Orientation: **Right Angle**

Connector System: **Wire-to-Board**

Number of Positions: **3**

Centerline (Pitch): **3.96 mm [.156 in]**

### Features

#### Product Type Features

Mixed & Hybrid Header	No
Connector Shape	Rectangular
PCB Connector Type	PCB Mount Header
Connector System	Wire-to-Board
Header Type	Partially Shrouded
Sealable	No
Connector & Contact Terminates To	Printed Circuit Board
Connector Product Type	Connector Assembly

#### Configuration Features

Connector Contact Load Condition	Fully Loaded
Number of Columns	3
Number of Loaded Positions	3
PCB Mount Orientation	Right Angle
Number of Positions	3



Number of Rows	1
----------------	---

Number of Power Positions	3
---------------------------	---

### Electrical Characteristics

Operating Voltage	600 VAC
-------------------	---------

### Body Features

Primary Product Color	Natural
-----------------------	---------

### Contact Features

Contact Underplating Material	Nickel
-------------------------------	--------

Contact Underplating Material Thickness	1.27 $\mu\text{m}$ [50 $\mu\text{in}$ ]
---	---

Contact Size	1.14mm
--------------	--------

Mating Square Post Dimension	1.14 mm[.045 in]
------------------------------	------------------

Contact Base Material	Copper Alloy
-----------------------	--------------

PCB Contact Termination Area Plating Material Finish	Matte
--	-------

PCB Contact Termination Area Plating Material Thickness	3.81 – 8.89 $\mu\text{m}$ [150 – 350 $\mu\text{in}$ ]
---	---

Contact Shape & Form	Square
----------------------	--------

Contact Layout	Inline
----------------	--------

Contact Mating Area Length	10.16 mm[.4 in]
----------------------------	-----------------

Contact Mating Area Plating Material	Gold (Au)
--------------------------------------	-----------

Contact Mating Area Plating Material Thickness	.381 $\mu\text{m}$ [15 $\mu\text{in}$ ]
--	---

Contact Type	Tab
--------------	-----

Contact Current Rating (Max)	14.24 A
------------------------------	---------

PCB Contact Termination Area Plating Material	Tin
---	-----

### Termination Features

Square Termination Post & Tail Dimension	1.14 mm[.045 in]
--	------------------

Termination Post & Tail Length	3.18 mm[.125 in]
--------------------------------	------------------

Termination Method to PCB	Through Hole - Solder
---------------------------	-----------------------

### Mechanical Attachment

Panel Mount Feature	Without
---------------------	---------

Mating Retention Type	Friction Lock
-----------------------	---------------

PCB Mount Alignment	Without
---------------------	---------

Mating Retention	With
------------------	------

PCB Mount Retention	Without
---------------------	---------



Connector Mounting Type	Board Mount
-------------------------	-------------

Mating Alignment	Without
------------------	---------

### Housing Features

Mating Entry Location	Side
-----------------------	------

Right Angle Bending Side	Front
--------------------------	-------

Centerline (Pitch)	3.96 mm [.156 in]
--------------------	-------------------

Housing Material	Thermoplastic Polyester GF
------------------	----------------------------

### Dimensions

Connector Width	10.79 mm [.425 in]
-----------------	--------------------

Connector Height	7.62 mm [.3 in]
------------------	-----------------

Connector Length	11.89 mm [.468 in]
------------------	--------------------

PCB Thickness (Recommended)	1.57 mm [.062 in]
-----------------------------	-------------------

### Usage Conditions

Operating Temperature (Max)	105 °C [221 °F]
-----------------------------	-----------------

Operating Temperature Range	-55 – 105 °C [-67 – 221 °F]
-----------------------------	-----------------------------

### Operation/Application

Circuit Application	Power
---------------------	-------

### Industry Standards

Compatible With Agency/Standards Products	CSA, UL
---	---------

UL Rating	Recognized
-----------	------------

Compatible With Approved Standards Products	UL E28476
---	-----------

Glow Wire Rating	Standard Part - Not Glow Wire
------------------	-------------------------------

UL Flammability Rating	UL 94V-0
------------------------	----------

### Packaging Features

Packaging Quantity	2500
--------------------	------

Packaging Method	Package
------------------	---------

### Product Compliance

[For compliance documentation, visit the product page on TE.com>](#)

EU RoHS Directive 2011/65/EU	Compliant
------------------------------	-----------

EU ELV Directive 2000/53/EC	Compliant
-----------------------------	-----------

China RoHS 2 Directive MIIT Order No 32, 2016	有害物质含量符合标准要求 No Restricted
---	----------------------------











<p>EU REACH Regulation (EC) No. 1907/2006</p>	<p>Substance(s) Above Threshold</p> <p>Current ECHA Candidate List: JUNE 2025 (250)</p> <p>Candidate List Declared Against: JUNE 2025 (250)</p> <p>Does not contain REACH SVHC</p>
<p>Halogen Content</p>	<p>Not Low Halogen - contains Br or Cl &gt; 900 ppm.</p>
<p>Solder Process Capability</p>	<p>Wave solder capable to 265°C</p>

Product Compliance Disclaimer

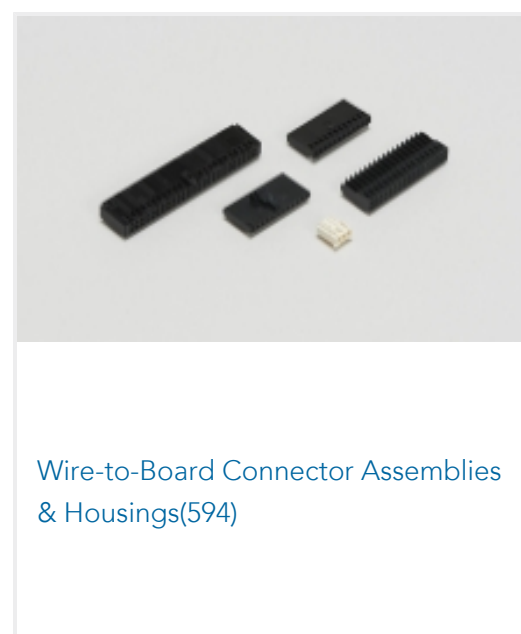

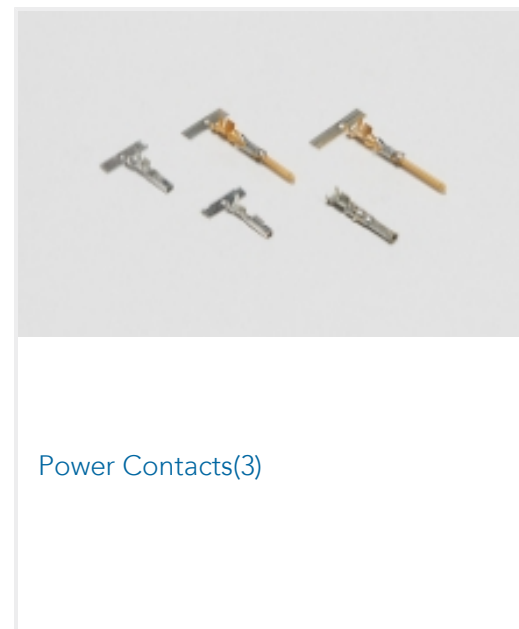
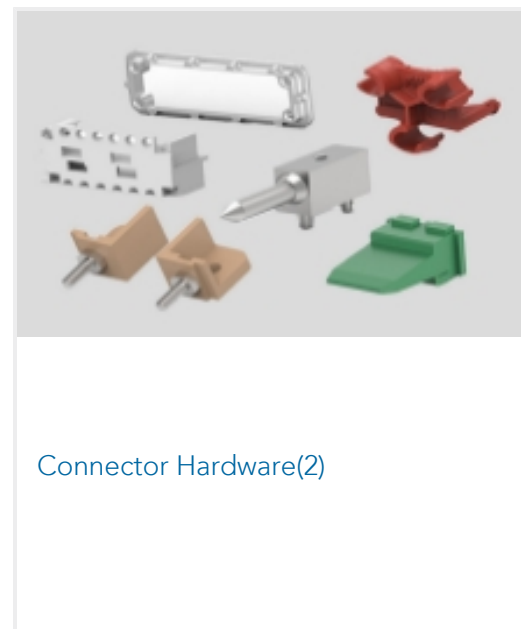
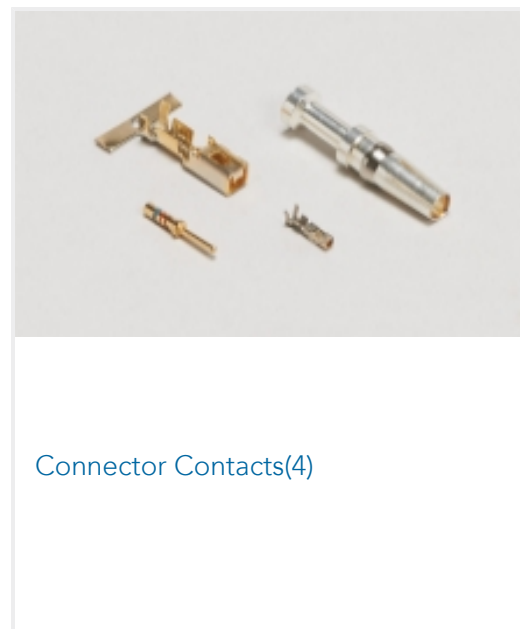
This information is provided based on reasonable inquiry of our suppliers and represents our current actual knowledge based on the information they provided. This information is subject to change. The part numbers that TE has identified as EU RoHS compliant have a maximum concentration of 0.1% by weight in homogenous materials for lead, hexavalent chromium, mercury, PBB, PBDE, DBP, BBP, DEHP, DIBP, and 0.01% for cadmium, or qualify for an exemption to these limits as defined in the Annexes of Directive 2011/65/EU (RoHS2). Finished electrical and electronic equipment products will be CE marked as required by Directive 2011/65/EU. Components may not be CE marked. Additionally, the part numbers that TE has identified as EU ELV compliant have a maximum concentration of 0.1% by weight in homogenous materials for lead, hexavalent chromium, and mercury, and 0.01% for cadmium, or qualify for an exemption to these limits as defined in the Annexes of Directive 2000/53/EC (ELV). Regarding the REACH Regulation, the information TE provides on SVHC in articles for this part number is based on the latest European Chemicals Agency (ECHA) 'Guidance on requirements for substances in articles' posted at this URL: <https://echa.europa.eu/guidance-documents/guidance-on-reach>

## Compatible Parts

 <p>TE Part # 3-647478-3 03P MTA156 ASSY 22AWG RED LF</p>	 <p>TE Part # 3-647479-3 03P MTA156 CONN ASSY 18AWG ORA</p>	 <p>TE Part # CAT-103156-WBHSM Receptacle Housing: Wire-to-Board, with Mating Alignment, SL156</p>	 <p>TE Part # 3-641170-3 03P MTA156 ASSY 22AWG RED LF</p>
 <p>TE Part # 3-641151-3 03P MTA156 ASSY 24AWG WHT LF</p>	 <p>TE Part # 3-644284-3 03P MTA156 ASSY 18AWG ORA LF</p>	 <p>TE Part # 640643-3 03P MTA156 COVER F/T</p>	 <p>TE Part # 640551-3 03P MTA156 COVER</p>

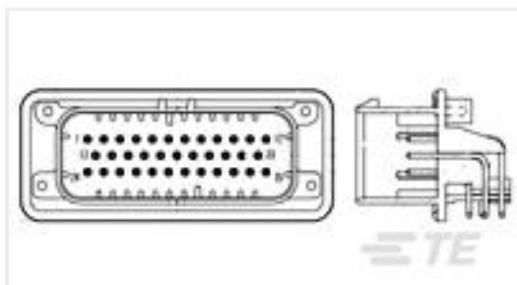


Also in the Series | **MTA 156**



Customers Also Bought





TE Part #776163-4  
35POS, PIN DIA 1.3, HDR ASSY, 90DEG,  
COD 4



TE Part #826629-3  
3P AMPMODU II



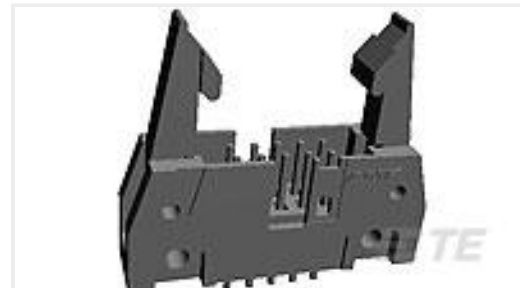
TE Part #4-826632-0  
40P AMPMODU II STIFT LEI



TE Part #1415898-1  
RTS3T024



TE Part #1745083-1  
3 POS. PLUG ASSY AMP SUPERSEAL  
1.5 SRS



TE Part #5499922-1  
A/L UNIV HDR 10P VERT LAT

## Documents

### Product Drawings

[03P MTA156 HDR ASSY FL/RA LF](#)

English

### CAD Files

Customer View Model

[ENG\\_CVM\\_CVM\\_3-641121-3\\_AD.2d\\_dxf.zip](#)

English

[3D PDF](#)

3D

Customer View Model

[ENG\\_CVM\\_CVM\\_3-641121-3\\_AD.3d\\_igs.zip](#)

English

Customer View Model

[ENG\\_CVM\\_CVM\\_3-641121-3\\_AD.3d\\_stp.zip](#)

English

By downloading the CAD file I accept and agree to the [Terms and Conditions](#) of use.

### Product Specifications

[Application Specification](#)

English

### Agency Approvals

[Agency Approval Document](#)

English