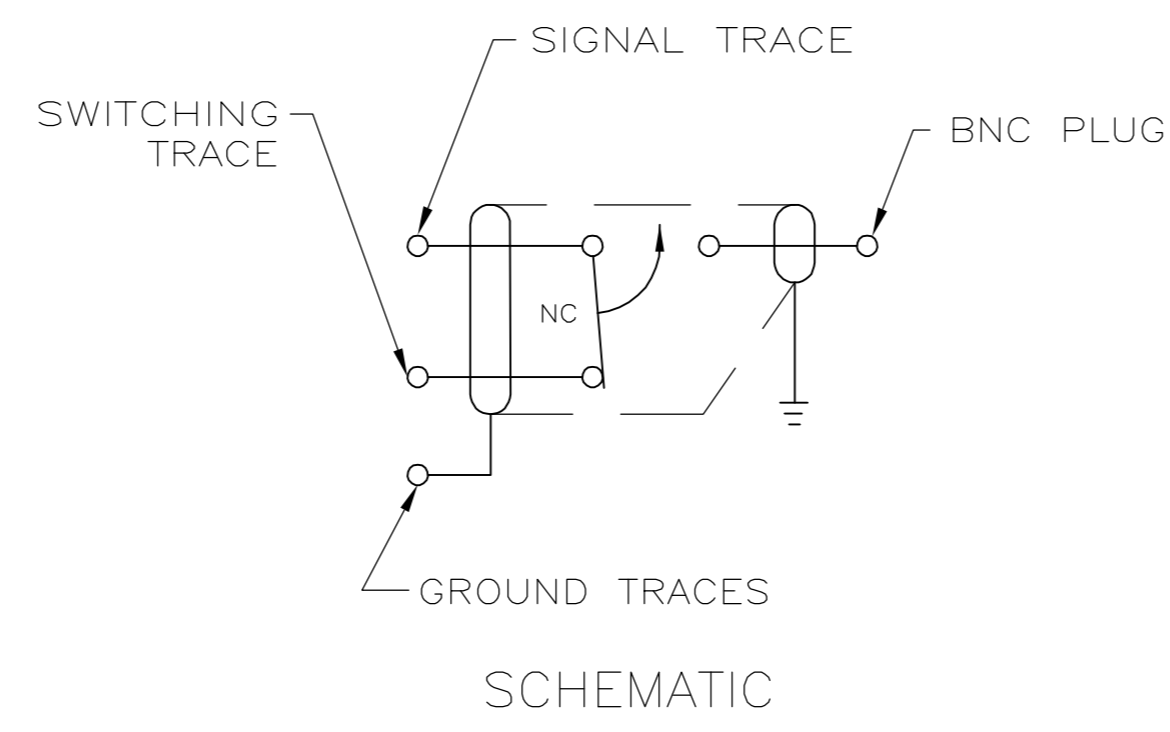
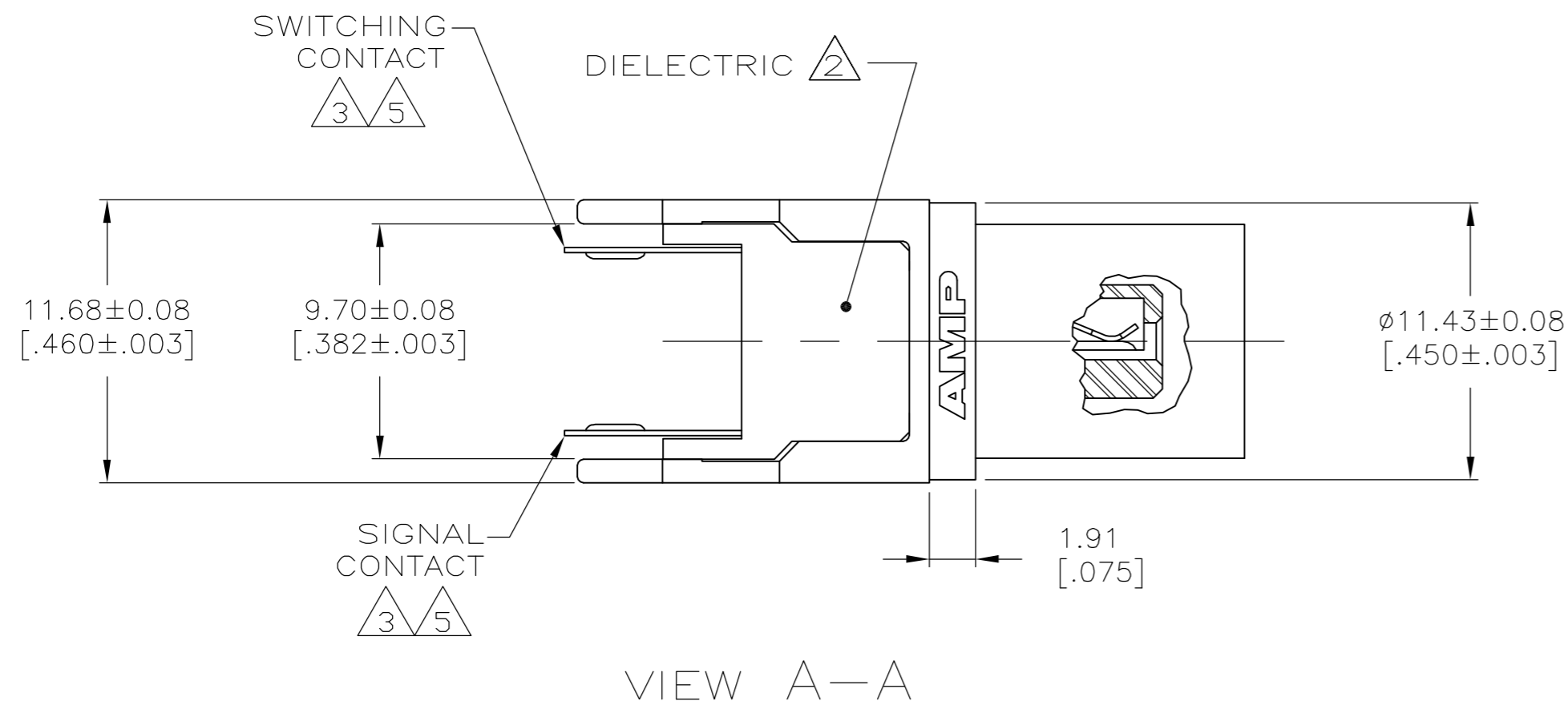
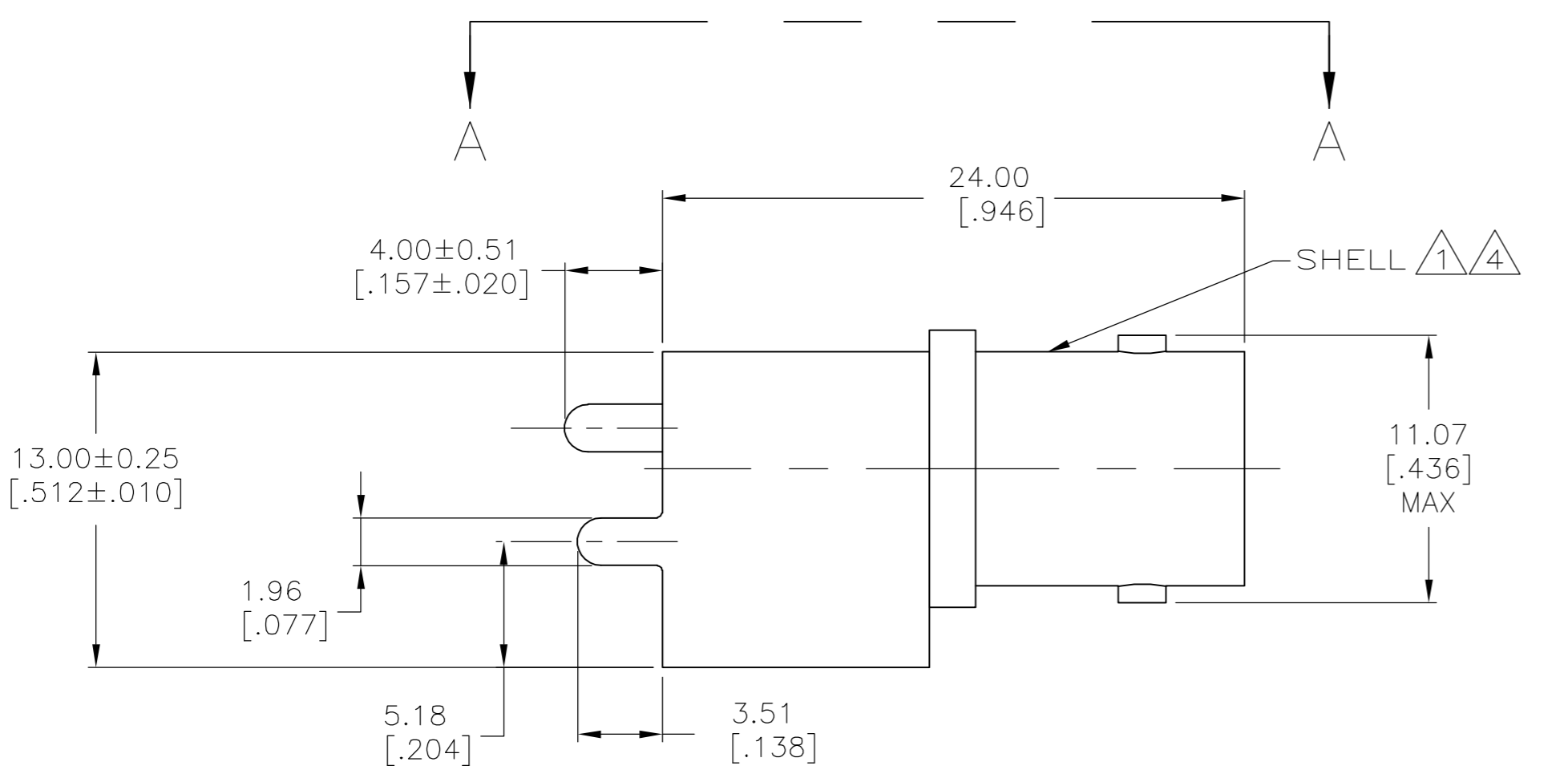
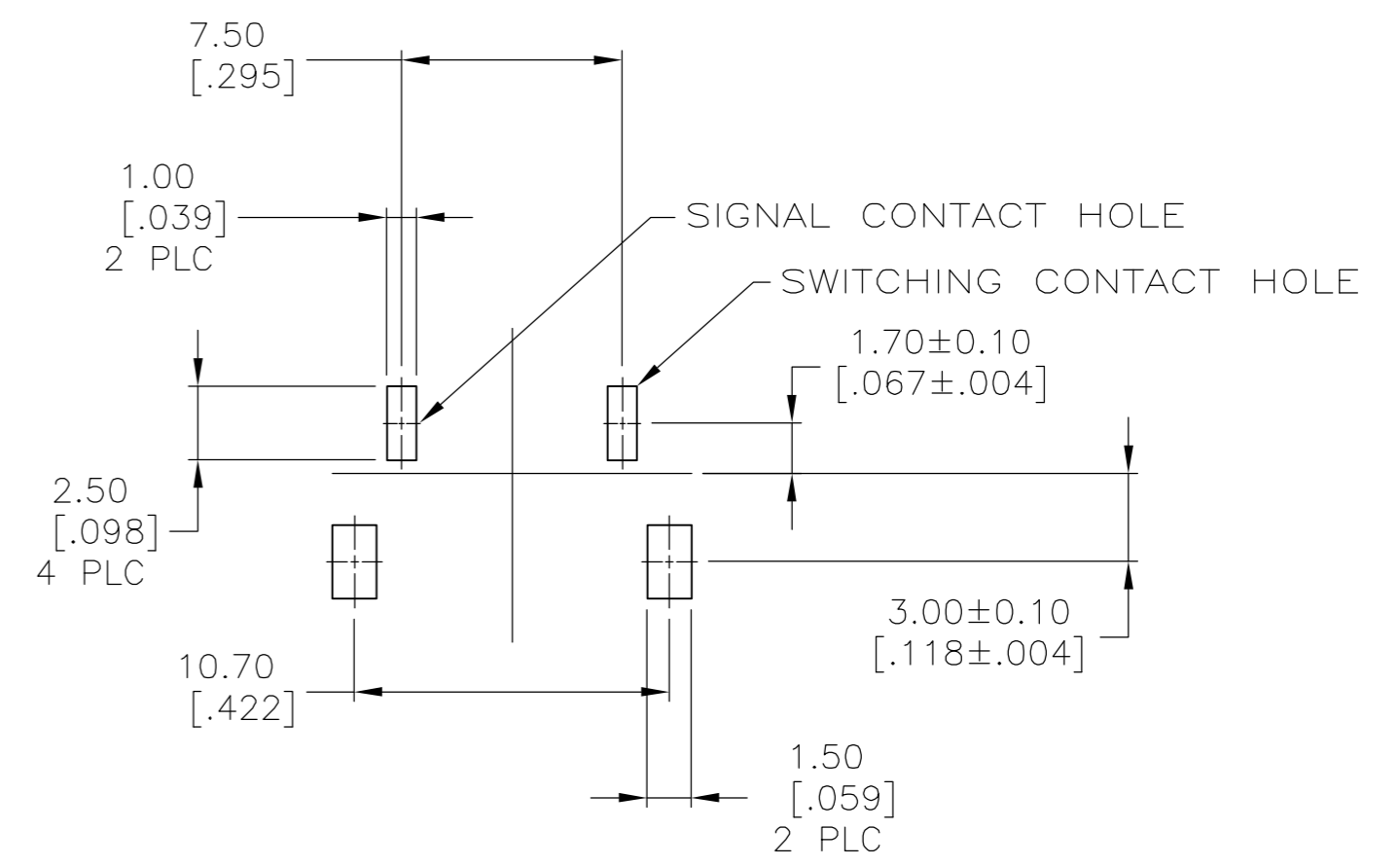


THIS DRAWING IS UNPUBLISHED. RELEASED FOR PUBLICATION
 © COPYRIGHT BY TYCO ELECTRONICS CORPORATION. ALL RIGHTS RESERVED.

LOC	DIST	REVISIONS			
P	LTR	DESCRIPTION	DATE	DWN	APVD
AJ	16	A	REV PER ECO 06-002539	07APR06	GB JH



- 1 ZINC PER QQ-Z-363.
- 2 POLYPHENYLENE OXIDE.
- 3 PHOSPHOR BRONZE PER QQ-B-750.
- 4 TIN PLATE PER ASTM-B-545, 3.05 μm [.000120] MINIMUM THICK.
- 5 SILVER PLATE PER QQ-S-365, 1.27 μm [.000050] MINIMUM THICK.
- 6. WHEN NOT MATED, THE SIGNAL AND SWITCHING CONTACTS ARE ON A COMMON CIRCUIT. WHEN A BNC PLUG IS MATED, THE CIRCUIT IS OPENED.
- 7. THE CENTER CONTACT PIN OF MATING BNC PLUGS MAY BE RECESSED UP TO 0.51 [.020] MAXIMUM FROM THE TIP OF THE OUTER CONTACT REFERENCE PLANE.



RECOMMENDED PCB LAYOUT
 (TOLERANCE: ± 0.08 [± 0.003] UNLESS OTHERWISE SPECIFIED)

6274314-1
 PART NUMBER

THIS DRAWING IS A CONTROLLED DOCUMENT.		DWN J. ALCORTA - 28APR2005	tyco Electronics		Tyco Electronics Corporation Harrisburg, PA 17105-3608	
DIMENSIONS: mm [INCHES]		CHK J. HAVENER 28APR2005	NAME JACK, VERTICAL, SWITCHING, PCB, BNC		RESTRICTED TO	
TOLERANCES UNLESS OTHERWISE SPECIFIED:		APVD J. LIPPERT 28APR2005	PRODUCT SPEC 108-1929		SIZE A2	
0 PLC \pm -		APPLICATION SPEC		CAGE CODE 00779		
1 PLC \pm -		WEIGHT -		DRAWING NO C=6274314		
2 PLC ± 0.20 [.008]		CUSTOMER DRAWING		SCALE 4:1		
3 PLC \pm -		SHEET 1 of 1		REV A		
4 PLC \pm -		FINISH -				
ANGLES \pm -						