

**Ordering number C12500_MIRA-M**

Family	Mira	FWHM	30 degrees
Type	Lens	Efficiency	82 %
LED	BXRA ES Star	cd/lm	-
Color	Clear	Gerber File	Available
Diameter	32.4 mm		
Height	14.7 mm		
Style	Round		
Optic Material	PC		
Holder Material	-		
Fastening	-		
Status	Ready		

**Ordering number C12501_MIRA-W**

Family	Mira	FWHM	39 degrees
Type	Lens	Efficiency	82 %
LED	BXRA ES Star	cd/lm	-
Color	Clear	Gerber File	Available
Diameter	32.4 mm		
Height	14.7 mm		
Style	Round		
Optic Material	PC		
Holder Material	-		
Fastening	-		
Status	Ready		

**Ordering number C12502_MIRA-WW**

Family	Mira	FWHM	54 degrees
Type	Lens	Efficiency	83 %
LED	BXRA ES Star	cd/lm	-
Color	Clear	Gerber File	Available
Diameter	32.4 mm		
Height	14.7 mm		
Style	Round		
Optic Material	PC		
Holder Material	-		
Fastening	Glue		
Status	Ready		

NOTE: The typical divergence will be changed by different color, chip size and chip position tolerance. The typical total divergence is the full angle measured where the luminous intensity is half of the peak value.



PRODUCT DATASHEET

Mira series

last update 4/2/2013



GENERAL INFORMATION

- Product series especially designed & optimized for BXRA ES Star series of LEDs.
- Special care taken to make light distribution as uniform as possible.
- Lens material optical grade PC with high UV and temperature resistance (120 degrees of Celcius / 248 degrees of Fahrenheit). Allows use of high current and temperature conditions.

Please find more information about used materials from below:

http://ledil.fi/sites/default/files/Documents/Technical/Material/PC%20Makrolon%202400_2407_2456_2458-UL.pdf

- Fastening to PCB with appropriate adhesive. By clicking link below you can find Ledil recommended glue options.

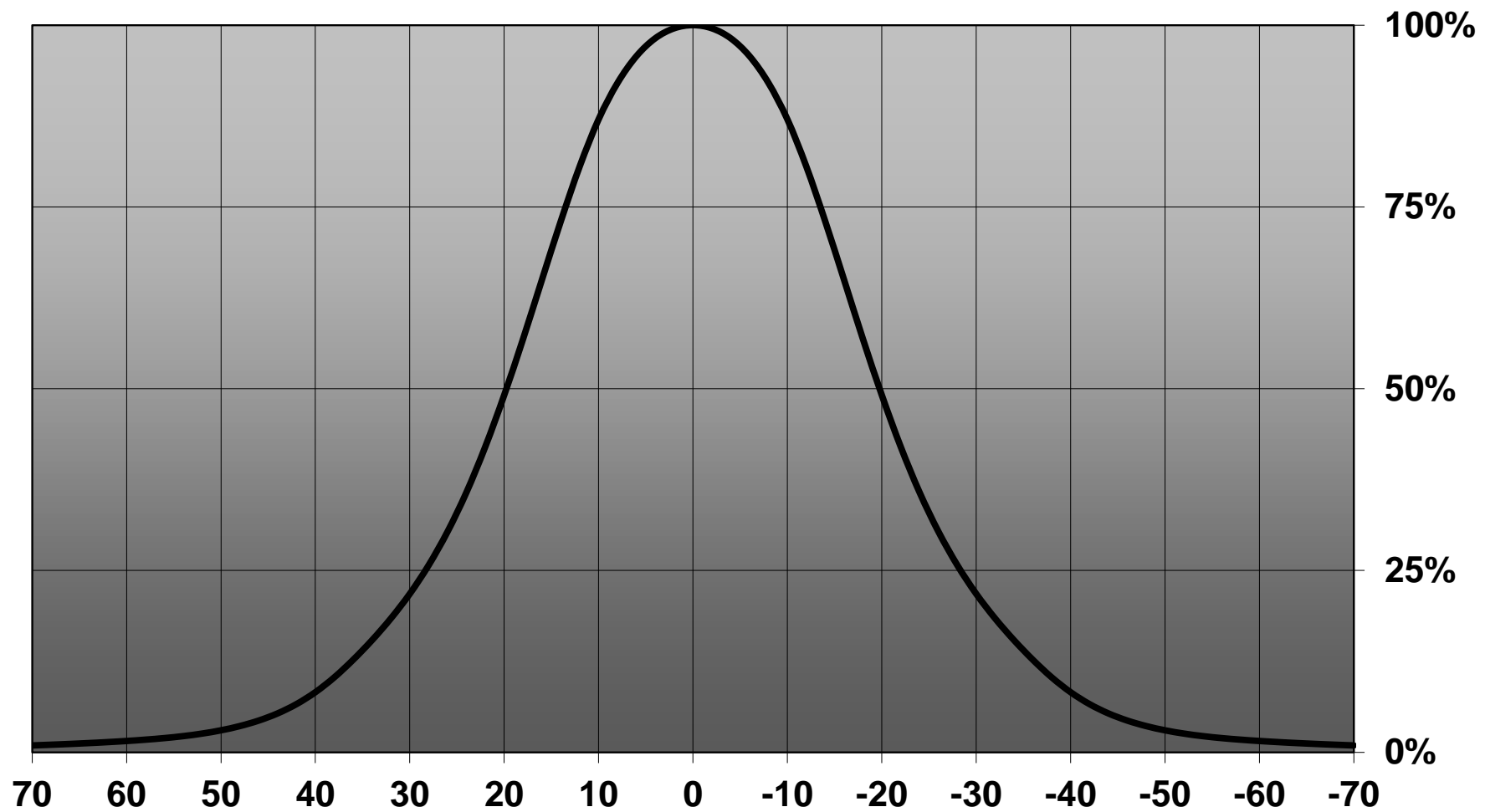
http://www.ledil.com/datasheets/DataSheet_GLUES.pdf

NOTE 1: We advise customer to ensure the suitability and sufficiency of the bond in the end product. For example, mechanical stress, vibration and holes on the surface of the circuit board weaken the strength of the glue.

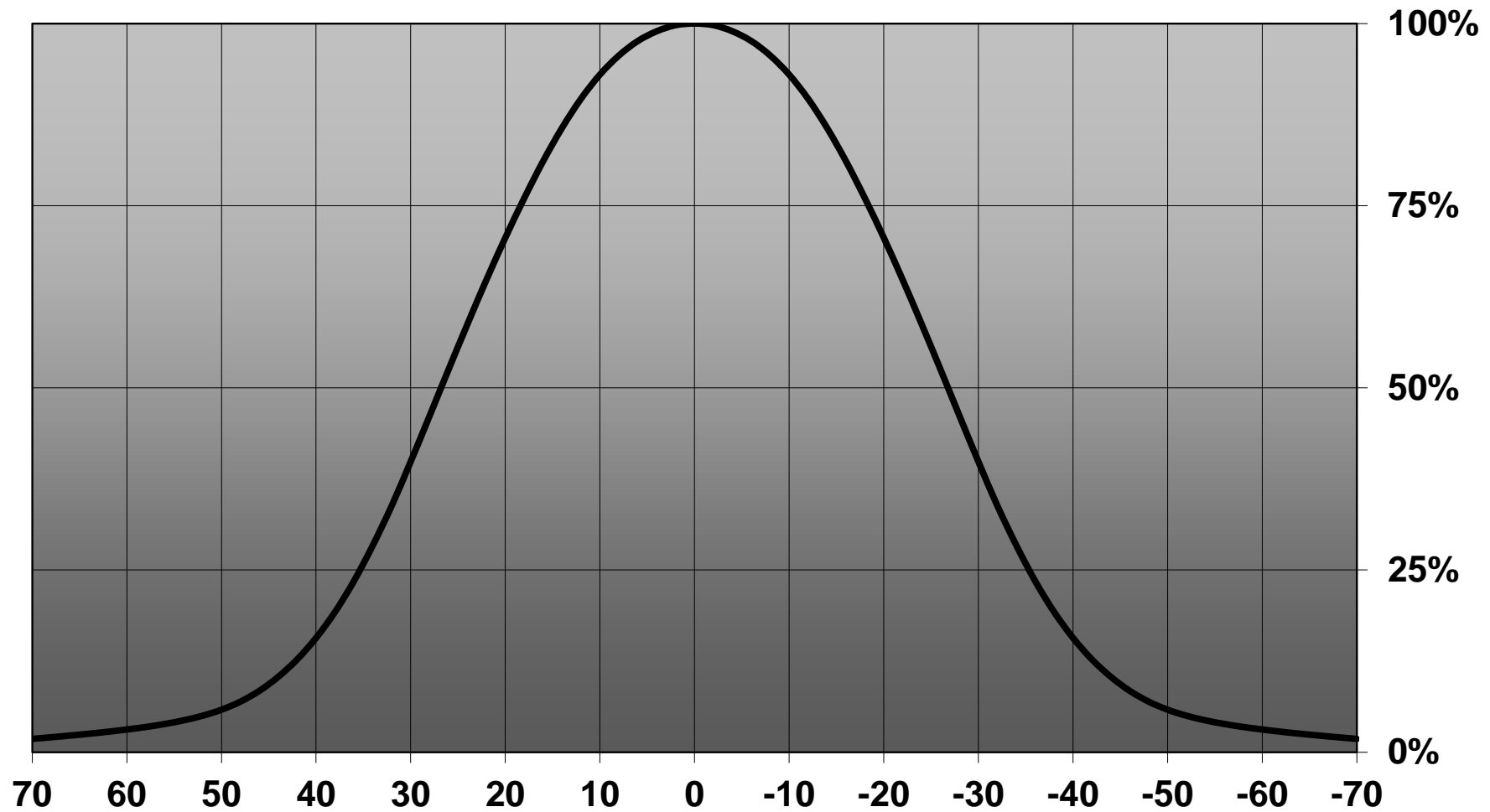
NOTE 2: All surfaces where glue is applied must be clean, dry and free from grease and dirt. If cleaning of PCB surfaces is needed, please follow strictly the cleaning instructions of your LED manufacturer -this is important as cleaning shall under no circumstances damage LEDs or other electronics components on the PCB.

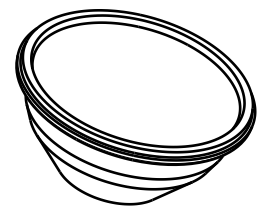
Further note that optical components shall not be cleaned with any chemicals - only micro fiber cloth may be used to remove fingerprints or other traces from handling.

Relative intensity of C12501_MIRA-W (BXRA-W0400)

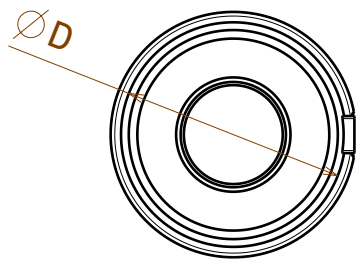


Relative intensity of C12502_MIRA-WW (BXRA-W0400)

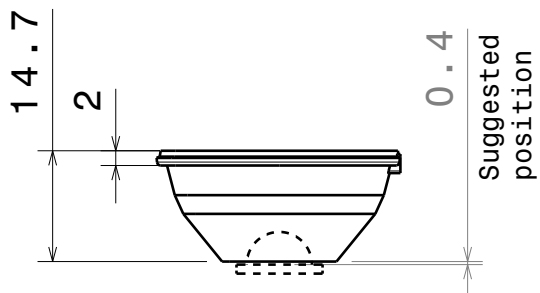




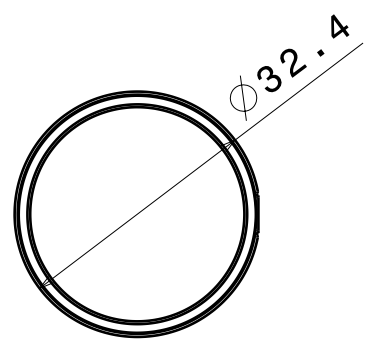
Isometric view



Bottom view



Front view



Top view

Dimension D:
 - C12500_MIRA-M 29,7mm
 - C12501_MIRA-W 28,4mm
 - C12502_MIRA-VW 28,4mm

Material: PC

This drawing is our property.
 It can't be reproduced
 or communicated without
 our written agreement.



Ledil Oy
 Salorankatu 10
 FIN 24240 SALO
 Finland

DRAWING TITLE

Datasheet MIRA lens

DRAWN BY mav	DATE 02.04.2012	DRAWING TITLE Datasheet MIRA lens			
CHECKED BY sn	DATE 02.04.2012	SIZE A4	DRAWING NUMBER -		REV 1
DESIGNED BY mav	DATE 29.11.2011	SCALE 1:1	WEIGHT (g)	SHEET 1/1	