

Features

- Maximum operating pressure is 35 bar.
- Operating temperature range -20°C to +100°C.
- Material: Brass
Nickel-Plated Finish
- Single Shut Off (One side is with valve)
- Euro Profile
- DN7.2
- Flow 1000 l/min
- Compatible with:
TST SWING COUPLING C
TST 025
PARKER - RECTUS 25
CEJN 320
JWL 520, 530
PARKER PE

RS PRO Pneumatic Quick Connect Coupling

RS Stock No.: 0325364



RS PRO is the own brand of RS. The RS PRO Seal of Approval is your assurance of professional quality, a guarantee that every part is rigorously tested, inspected, and audited against demanding standards. Making RS PRO the Smart Choice for our customers.

Product Description

RS PRO Series 26 Quick Connect Couplings

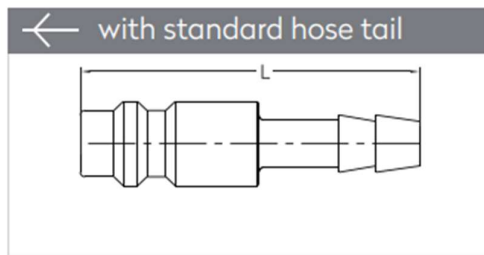
Pneumatic quick-connect coupling connectors are found across industry in pneumatic systems as diverse as robotic assembly lines and other equipment.

- Maximum operating pressure is 35 bar.
- Operating temperature range -20°C to +100°C.
- Material: Brass Nickel-Plated Finish
- Single Shut Off (One side is with valve)
- Euro Profile
- DN7.2
- Flow 1000 l/min
- Compatible with:
TST SWING COUPLING C
TST 025
PARKER - RECTUS 25
CEJN 320
JWL 520, 530
PARKER PE

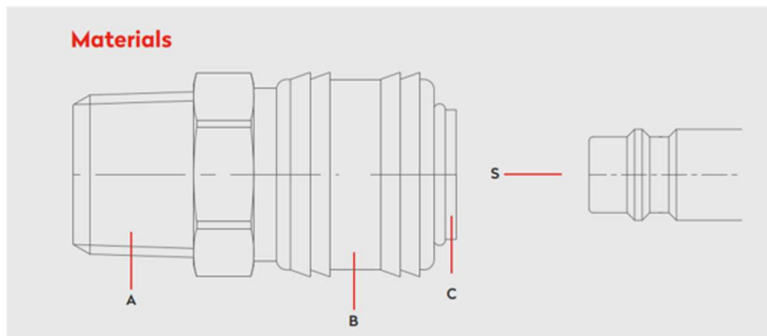
Specifications

| | |
|-------------------------------------|---|
| Manufacturer Series | 026 |
| Coupling Type | Quick Connect Coupling Plug |
| Connection Standard | DN 7.2 Euro Profile |
| Connection Standard Compatible With | TST 025; PARKER RECTUS 25, CEJN 320; JWL 520 & 530; PARKER PE |
| Minimum Operating Temperature | -20°C |
| Maximum Operating Temperature | +100°C |
| Maximum Operating Pressure | 35bar |
| Flow | 1000 l/min |
| Flow Direction & Sealing | Through Type Coupling |
| Material | Brass |
| Finish | Nickel Plated |
| Connection Type | Hose Barb |
| Thread Size | N/A |
| Thread Standard | N/A |
| Thread Gender | N/A |
| Coupling Gender | Female, Male |
| Threaded Connection | N/A |
| Seal material | N/A |
| Hose Barb Connection | 9mm |

Specifications



| Dimensions (mm) | | |
|-----------------|----|----|
| SW | L | ØD |
| - | 46 | - |



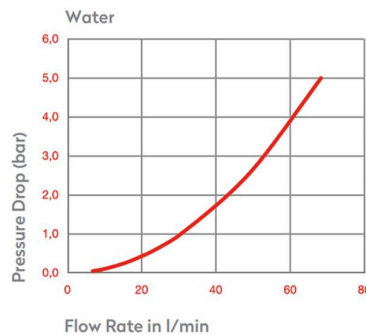
Material Code

A = Brass Nickel Plated

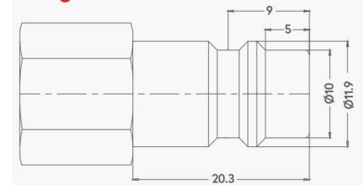
B = Brass Nickel Plated

C = Brass Nickel Plated

S = Brass Nickel Plated



Plug Profile Serie 026



Series 26 Quick Connect Couplings

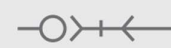


0 - 35 bar
(0-508 PSI)



-20° to +100°C (NBR)
-4° to +212°F

**Shut Off
Type**



OM 262 - 00990
OM 200 - 00650

FLOW

1000 lt/min

DN

7.2 mm