

PRODUCT DATASHEET

OTi DALI 25/220...240/700 LT2

OPTOTRONIC Intelligent | Compact constant current LED drivers – Dimmable DALI



AREAS OF APPLICATION

- Installation in emergency lighting systems according to IEC 61347-2-13, appendix J
- Suitable for use in luminaires with flexible current setting (DALI, CLO, LEDset)
- Suitable for indoor SELV installations
- Suitable for luminaires of protection classes I and II
- Suitable for downlights, spotlights and LED panels
- Installation via Cable Clamp Kit possible (depending on version of product)

PRODUCT BENEFITS

- Versatile DALI window driver due to flexible output characteristic
- Very high efficiency and reliability
- Protection of the system thanks to thermal management and Smart Control
- High-quality dimming of 1...100 % by amplitude dimming
- Soft switch off function (OTi DALI 15)

VERSATILE SCOPE OF APPLICATION DUE TO OSRAM DALI TECHNOLOGY:

- Easy to use in corridors and restrooms because of three-level Corridor function
- Touch DIM application: easy to control via pushbutton or sensor
- Energy efficient Touch DIM operation due to automatic switch-off at sufficient residual light
- Suitable for emergency Installations (acc. to EN 60598-2-22 and IEC 61347-2-13, appendix J) thanks to DC detection (0 Hz, pulsating DC), on/off switchable
- Feedback of power consumption and operating hours (Fit for SMART GRID)
- Suitable for buildings according to EPBD/BREEAM/LEED due to automatic Constant Lumen Output setting

PRODUCT FEATURES

- Supply voltage: 220...240 V

- Line frequency: 0 Hz | 50 Hz | 60 Hz
- Line voltage: 198...264 V
- Safety according to EN 61347-1, 61347-2-3, 61347-2-13, 62384
- Prepared for DALI-2 certification (Part -101,-102 and -207)
- RI suppression according to EN 55015:2007+A1:2007/CDN
- Line harmonics according to EN 61000-3-2
- Immunity according to EN 61547
- Lifetime: up to 100,000 h (temperature at $T_c = 65\text{ °C}$, max. 10 % failure rate)
- Type of protection: IP20
- Independent connection via through-looping (except OTi DALI 15)

TECHNICAL DATA

Electrical data

Nominal voltage	220...240 V
Mains frequency	50...60 Hz
Input voltage AC	198...264 V ¹⁾
Input voltage DC	176...276 V
Total harmonic distortion	< 20 %
Power factor λ	> 0.95
ECG efficiency	88 % ²⁾
Device power loss	4.5 W
Power loss in stand-by mode	<0.1 W
Inrush current	< 20 A ³⁾
Max. ECG no. on circuit breaker 10 A (B)	45
Max. ECG no. on circuit breaker 16 A (B)	80
Max. ECG no. on circuit breaker 25 A (B)	-
Surge capability (L/N-Ground)	1 kV
Surge capability (L-N)	1 kV
Nominal output voltage	12...54 V ⁴⁾
U-OUT (working voltage)	60 V
Nominal output current	180...700 mA ⁵⁾
Output current tolerance	±3 %
Output ripple current (100 Hz)	< 1 %
Nominal output power	27 W ⁶⁾
Galvanic isolation	SELV
Galvanic isolation primary/secondary	3.75 kV

¹⁾ Permitted voltage range

²⁾ Typical / At full load and 230 V

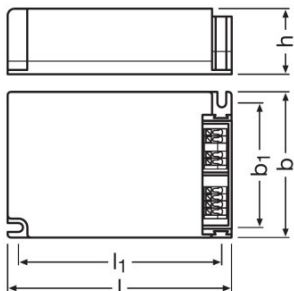
³⁾ $t_{width} = 50\ \mu s$ (measured at 50 % I_{peak})

⁴⁾ Maximum 60 V

⁵⁾ ±5%

⁶⁾ Partial load 7...27 W

Dimensions & weight



Length	103.0 mm
Width	67.0 mm
Height	29.5 mm
Mounting hole spacing, length	94.0 mm
Mounting hole spacing, width	58.0 mm
Product weight	149.00 g
Cable cross-section, input side	0.2...1.5 mm ² ¹⁾
Cable cross-section, output side	0.2...1.5 mm ² ¹⁾
Wire preparation length, input side	8.0...9.0 mm
Wire preparation length, output side	8.0...9.0 mm

¹⁾ Solid or flexible leads

Colors & materials

Casing material	Plastic
------------------------	---------

Temperatures & operating conditions

Ambient temperature range	-20...+50 °C
Maximum temperature at tc test point	75 °C ¹⁾
Max.housing temperature in case of fault	110 °C
Permitted rel. humidity during operation	5...85 %

¹⁾ Maximum at the T_c-point

Lifespan

ECG lifetime	50000 / 100000 h ¹⁾
---------------------	--------------------------------

¹⁾ T_c = 75°C, 0.2% / 1,000 h failure rate / T_c = 65°C, 0.1% / 1,000 h failure rate

Additional product data

Encapsulated	No
---------------------	----

Capabilities

Dimmable	Yes
Dimming interface	DALI / Touch DIM / Touch DIM Sensor
Dimming range	1...100 % ¹⁾
Dimming method	Amplitude Modulation
Constant lumen function	Programmable
Overheating protection	Automatic reversible
Overload protection	Automatic reversible
Short-circuit protection	Automatic reversible
No-load proof	Yes
Max. cable length to lamp/LED module	2.0 m
Suitable for fixtures with prot. class	I / II
Suitable for emergency lighting	Yes
Type of connection, output side	Push terminal

¹⁾ For maximum nominal output current







Certificates & standards

Approval marks – approval	ENEC 10 / VDE / EMC / EL / CE / DALI-2
Standards	Acc. to EN 61347-1/Acc. to EN 61347-2-13/Acc. to EN 55015/Acc. to EN 61547/Acc. to EN 61000-3-2/Acc. to EN 62384/Acc. to EN 62386/Acc. to IEC 62386-101:Ed2/Acc. to IEC 62386-102:Ed2/Acc. to IEC 62386-207:Ed1
Protection class	II
Type of protection	IP20

Logistical data

Temperature range at storage	-25...85 °C
-------------------------------------	-------------

DOWNLOAD DATA

File	
	Product Datasheet 729814_TDS OTi DALI 25
	Certificates 489247_ENEC Certification_OT FIT CS
	Certificates 545693_VDE license_OTi DALI
	Declarations of conformity 711016_Declaration of Conformity_OTi DALI LT2 9C1
	CAD data 3-dim 491388_CAD OTi DALI 351A0 LT2 OTi DALI 25700 LT2
	CAD data 3-dim 491391_IGS - CAD OTi DALI 351A0 LT2 OTi DALI 25700 LT2



CAD data PDF
491387_CAD OTi DALI 351A0 LT2 OTi DALI 25700 LT2

LOGISTICAL DATA

Product code	Product description	Packaging unit (Pieces/Unit)	Dimensions (length x width x height)	Volume	Gross weight
4052899488144	OTi DALI 25/220...240/700 LT2	Shipping carton box 20	357 mm x 222 mm x 96 mm	7.61 dm ³	3231.00 g

The mentioned product code describes the smallest quantity unit which can be ordered. One shipping unit can contain one or more single products. When placing an order, for the quantity please enter single or multiples of a shipping unit.

DISCLAIMER

Subject to change without notice. Errors and omission excepted. Always make sure to use the most recent release.