




Connectors > PCB Connectors > PCB Headers & Receptacles



PCB Connector Type: **PCB Mount Receptacle**
PCB Mount Orientation: **Vertical**
Connector System: **Board-to-Board**
Number of Positions: **100**
Number of Rows: **2**

Features

Product Type Features

PCB Connector Type	PCB Mount Receptacle
Connector System	Board-to-Board
Sealable	No
Connector & Contact Terminates To	Printed Circuit Board
Connector Product Type	Connector Assembly

Configuration Features

Stackable	No
PCB Mount Orientation	Vertical
Number of Positions	100
Number of Rows	2

Electrical Characteristics

Dielectric Withstanding Voltage (Max)	600 VAC
---------------------------------------	---------

Body Features

Primary Product Color	Gray
-----------------------	------

Contact Features

Contact Mating Area Plating Material Thickness	1.27 µm[50 µin]
Mating Square Post Dimension	.46 mm[.018 in]



Contact Layout	Staggered
Contact Base Material	Beryllium Copper
PCB Contact Termination Area Plating Material	Tin-Lead
Contact Mating Area Plating Material	Gold (Au)
Contact Type	Socket
Contact Current Rating (Max)	1.5 A

Termination Features

Rectangular Termination Post & Tail Width	.46 mm[.018 in]
Rectangular Termination Post & Tail Thickness	.2 mm[.008 in]
Termination Post & Tail Length	3.56 mm, 4.83 mm[.14 in][.19 in]
Termination Method to PCB	Through Hole - Solder

Mechanical Attachment

Mating Alignment Type	Keyed
PCB Mount Retention	Without
PCB Mount Alignment	With
Connector Mounting Type	Board Mount
Mating Alignment	With

Housing Features

Housing Material	LCP (Liquid Crystal Polymer)
Centerline (Pitch)	1.27 mm[.05 in]

Dimensions

Row-to-Row Spacing	3.81 mm[.15 in]
Stack Height	15.24 mm[.6 in]
PCB Thickness (Recommended)	.05 – .07 mm[.054 – .07 in]
Connector Height	5.46 mm[.215 in]

Usage Conditions

Operating Temperature Range	-65 – 125 °C[-85 – 257 °F]
-----------------------------	----------------------------

Operation/Application

Assembly Process Feature	None
Circuit Application	Power & Signal

Industry Standards

UL Flammability Rating	UL 94V-0
------------------------	----------



Packaging Features

Packaging Quantity	6
Packaging Method	Package

Product Compliance

For compliance documentation, visit the product page on TE.com>

EU RoHS Directive 2011/65/EU	Compliant
EU ELV Directive 2000/53/EC	Compliant
China RoHS 2 Directive MIIT Order No 32, 2016	No Restricted Materials Above Threshold
EU REACH Regulation (EC) No. 1907/2006	Current ECHA Candidate List: JAN 2025 (247) Candidate List Declared Against: JAN 2019 (197) SVHC > Threshold: Not Yet Reviewed
Halogen Content	Not Yet Reviewed for halogen content
Solder Process Capability	Wave solder capable to 265°C

Product Compliance Disclaimer

This information is provided based on reasonable inquiry of our suppliers and represents our current actual knowledge based on the information they provided. This information is subject to change. The part numbers that TE has identified as EU RoHS compliant have a maximum concentration of 0.1% by weight in homogenous materials for lead, hexavalent chromium, mercury, PBB, PBDE, DBP, BBP, DEHP, DIBP, and 0.01% for cadmium, or qualify for an exemption to these limits as defined in the Annexes of Directive 2011/65/EU (RoHS2). Finished electrical and electronic equipment products will be CE marked as required by Directive 2011/65/EU. Components may not be CE marked. Additionally, the part numbers that TE has identified as EU ELV compliant have a maximum concentration of 0.1% by weight in homogenous materials for lead, hexavalent chromium, and mercury, and 0.01% for cadmium, or qualify for an exemption to these limits as defined in the Annexes of Directive 2000/53/EC (ELV). Regarding the REACH Regulations, TE’s information on SVHC in articles for this part number is still based on the European Chemical Agency (ECHA) ‘Guidance on requirements for substances in articles’(Version: 2, April 2011), applying the 0.1% weight on weight concentration threshold at the finished product level. TE is aware of the European Court of Justice ruling of September 10th, 2015 also known as O5A (Once An Article Always An Article) stating that, in case of ‘complex object’, the threshold for a SVHC must be applied to both the product as a whole and simultaneously to each of the articles forming part of its composition. TE has evaluated this ruling based on the new ECHA “Guidance on requirements for substances in articles” (June 2017, version 4.0) and will be updating its statements accordingly.

Customers Also Bought



TE Part #1617749-3
FCA-210-0927M=M83536/9-027M




TE Part #5-1616970-9
K200A1C=CONTACTOR 200 AMP
SPST 28 VDC



TE Part #52929-1
PIDG SP SPD 22-16COMM22-18MIL6



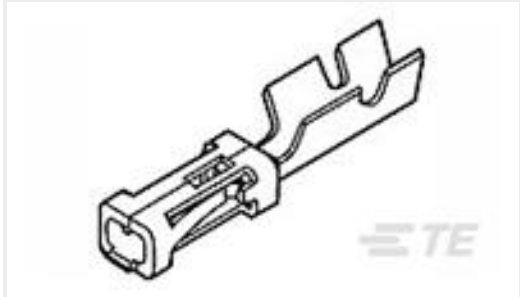
TE Part #207684-1
AMPLIMITE,SKT CONT,SZ 22



TE Part #3-1617072-6
[3SBC1538A2 = M39016/13-073L](#)



TE Part #1-1617110-9
[JMGST-5MW = M28776/7-007M](#)



TE Part #2-87195-5
[MOD IV RECP LP](#)



TE Part #1617122-3
[JMACD-12XP = M39016/15-079P](#)



TE Part #1462051-2
[HF3 53 = 50OHM 140MW 5V MONO](#)



TE Part #640923-2
[RECEPT, PIDG, FASTON, .110 SERIES, 22-18](#)

Documents

Product Drawings

[MINI-BOX RCPT ASSY 100P UNSEAL](#)

English

CAD Files

[3D PDF](#)

3D

Customer View Model

[ENG_CVM_CVM_530745-9_AC.2d_dxf.zip](#)

English

Customer View Model

[ENG_CVM_CVM_530745-9_AC.3d_igs.zip](#)

English

Customer View Model

[ENG_CVM_CVM_530745-9_AC.3d_stp.zip](#)

English

By downloading the CAD file I accept and agree to the [Terms and Conditions](#) of use.