


8PC. XL X-BEAM® SET (METRIC)

New


PART NO.	CONTENT		G.W.(kg)
08015	8PC.	4.0	7.6

DESCRIPTION:
8mm, 10mm, 12mm, 13mm,
14mm, 15mm, 17mm, 19mm



10PC. XL X-BEAM® SET (METRIC)


New

PART NO.	CONTENT		G.W.(kg)
08016	10PC.	4.0	9.3

DESCRIPTION:
8mm, 10mm, 12mm, 13mm,
14mm, 15mm, 16mm, 17mm,
18mm, 19mm




7PC. COMBINATION SET (S.A.E.)

PART NO.	CONTENT		G.W.(kg)
09023	7PC.	6	14.5

DESCRIPTION:
5/16", 3/8", 7/16", 1/2",
9/16", 5/8", 3/4"




7PC. COMBINATION SET (METRIC)

PART NO.	CONTENT		G.W.(kg)
09024	7PC.	6	14.5

DESCRIPTION:
8mm, 10mm, 12mm, 13mm,
14mm, 15mm, 18mm




7PC. COMBINATION SET (METRIC)

PART NO.	CONTENT		G.W.(kg)
09050	7PC.	5	7.6

DESCRIPTION:
8mm, 10mm, 12mm, 14mm,
17mm, 19mm, 22mm




5PC. COMBINATION SET (METRIC)

PART NO.	CONTENT		G.W.(kg)
09078	5PC.	12	10.0

DESCRIPTION:
10mm, 11mm, 12mm,
13mm, 14mm



8PC. COMBINATION SET (METRIC)

PART NO.	CONTENT		G.W.(kg)
09079	8PC.	5	7.0

DESCRIPTION:
8mm, 10mm, 11mm, 12mm,
13mm, 14mm, 17mm, 19mm



12PC. COMBINATION SET (METRIC)


New

PART NO.	CONTENT		G.W.(kg)
09040	12PC.	4.0	7.1

DESCRIPTION:
8mm, 9mm, 10mm, 11mm,
12mm, 13mm, 14mm, 15mm,
16mm, 17mm, 18mm, 19mm



6PC. DOUBLE BOX SET (METRIC)

PART NO.	CONTENT		G.W.(kg)
09025	6PC.	6	16.3

DESCRIPTION:
8x9mm, 10x11mm, 12x13mm,
14x15mm, 16x18mm, 17x19mm




7PC. STUBBY SET (METRIC)

PART NO.	CONTENT		G.W.(kg)
09034	7PC.	12	11.0

DESCRIPTION:
10mm, 12mm, 13mm, 14mm,
15mm, 17mm, 19mm




6PC. REVERSIBLE SET (METRIC)

PART NO.	CONTENT		G.W.(kg)
09080	6PC.	12	6.77

DESCRIPTION:
10mm, 12mm, 13mm,
14mm, 17mm, 19mm



5PC. REVERSIBLE SET (METRIC)

PART NO.	CONTENT		G.W.(kg)
09083	5PC.	12	10.7

DESCRIPTION:
10mm, 11mm, 12mm,
13mm, 14mm

