

XUM9APSBL5

PHOTOELECTRIC SENSOR MINIATURE REFLEX SN 5M PNP CABLE 5M



Main

Range of product	OsiSense XU
Series name	General purpose single mode
Electronic sensor type	Photo-electric sensor
Sensor name	XUM
Sensor design	Miniature
Detection system	Polarised reflex
Material	Plastic
Type of output signal	Discrete
Supply circuit type	DC
Wiring technique	3-wire
Discrete output type	PNP
Discrete output function	1 NO or 1 NC programmable
Electrical connection	Cable
Cable length	5 m
Emission	Red LED polarised reflex
[Sn] nominal sensing distance	5 m with reflector 50 x 50 mm

Complementary

Enclosure material	PBT
Lens material	PMMA
Output type	Solid state
Wire insulation material	PVC
Status LED	Stability: 1 LED (green) Output state: 1 LED (orange)
[Us] rated supply voltage	12...24 V DC with reverse polarity protection
Supply voltage limits	10.2...26.4 V DC
Switching capacity in mA	<= 100 mA (overload and short-circuit protection)
Switching frequency	<= 500 Hz
Maximum voltage drop	<2 V
Current consumption	14 mA no-load
Maximum delay first up	100 ms

Maximum delay response	1 ms
Maximum delay recovery	1 ms
Setting-up	Sensitivity adjustment by pushbutton
Depth	20 mm
Height	34 mm
Width	11 mm
Product weight	0.1 kg

Environment

Product certifications	UL CE RCM
Ambient air temperature for operation	-30...55 °C
Ambient air temperature for storage	-40...70 °C
Vibration resistance	+/- 1.5 mm (f = 10...55 Hz) 2 hours in each direction X, Y and Z conforming to IEC 60068-2-6
Shock resistance	500 m/s ² for X, Y, Z directions for 10 cycles (approx. 100 min) conforming to IEC 60068-2-27
IP degree of protection	IP67 conforming to IEC 60529

Contractual warranty

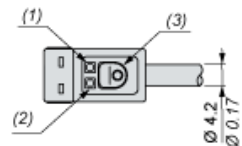
Warranty	18 months
----------	-----------

Dimensions

Pre-cable Version

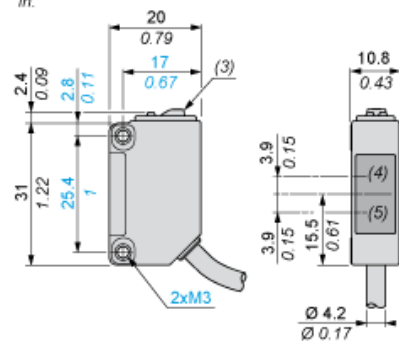
Description

mm
in.



Dimensions

mm
in.



- (1) Output indicator (orange)
- (2) Stability indicator (green)
- (3) Setting pushbutton
- (4) Reception
- (5) Transmission

Connections and Schema

Pre-cabled

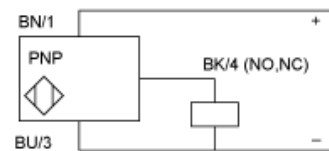
(-) : BU (Blue)

(+) : BN (Brown)

OUT/Output : BK (Black)

Connections and Schema

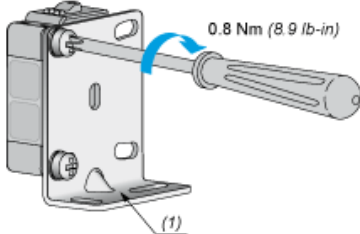
PNP



BN : Brown
BU : Blue
BK : Black

Mounting and Clearance

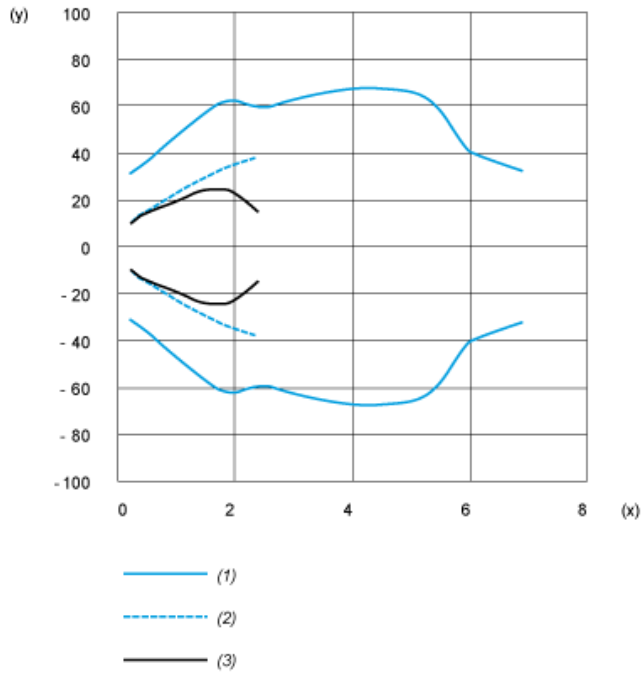
Tightening Torque



(1) Base mounting fixing bracket

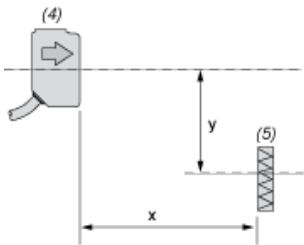
Performance Curves

Polarised Reflex System



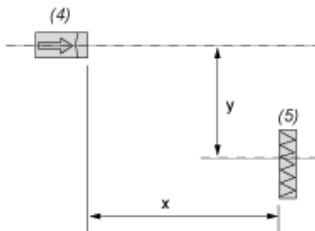
- (1) With XUZC50 reflector
- (2) With XUZC08 reflector (horizontally placed)
- (3) With XUZC08 reflector (vertically placed)
- (y) Parallel movement in mm
- (x) Distance in m

With Horizontally Placed Reflector



- (4) Sensor
- (5) Reflector

With Vertically Placed Reflector



- (4) Sensor
- (5) Reflector