

NJC



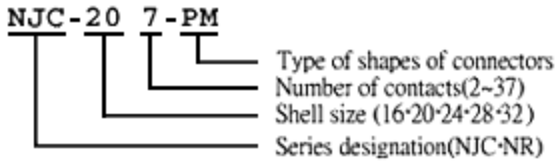
NJC Series Connectors

NJC and NR Series Connectors

Feature

1. The 5-key system guide makes for smooth combination.
2. A one-touch lock mechanism is used in the combination system. [NR]
3. This product has received standards certification.


Order Cording



In case UL * CSA & TÜV certified product is specified
 Example: NJC-202-PM <UL*CSA>
 Example: NJC-202-PM <TÜV>

NJC Please see page 16 for accessorise(acps, L seat, etc)

Plug




PF

S Type	*Number of contacts	A	B
NJC-16*-PF	3, 5, 8	22	46
NJC-20*-PF	2, 3, 4, 5, 7, 10, 12, 14	26	50
NJC-24*-PF	2, 3, 4, 5, 10, 14, 16, 21, 24	30	54
NJC-28*-PF	16, 24, 31, 37	34	57.2
NJC-32*-PF	3, 4	44	83

PM

G Type	*Number of contacts	A	B
NJC-16*-PM	3, 5, 8	22	46
NJC-20*-PM	2, 3, 4, 5, 7, 10, 12, 14	26	50
NJC-24*-PM	2, 3, 4, 5, 10, 14, 16, 21, 24	30	54
NJC-28*-PM	16, 24, 31, 37	34	57.2
NJC-32*-PM	3, 4	44	83

Receptacle




RM

S Type	*Number of contacts	A	B	D	E
NJC-16*-RM	3, 5, 8	16	29.7	20	26
NJC-20*-RM	2, 3, 4, 5, 7, 10, 12, 14	20	29.7	23	29
NJC-24*-RM	2, 3, 4, 5, 10, 14, 16, 21, 24	24	30.7	26	32
NJC-28*-RM	16, 24, 31, 37	28	27.7	29	35
NJC-32*-RM	3, 4	32	39.1	36	45

RF

G Type	*Number of contacts	A	B	D	E
NJC-16*-RF	3, 5, 8	16	29.7	20	26
NJC-20*-RF	2, 3, 4, 5, 7, 10, 12, 14	20	29.7	23	29
NJC-24*-RF	2, 3, 4, 5, 10, 14, 16, 21, 24	24	31	26	32
NJC-28*-RF	16, 24, 31, 37	28	28	29	35
NJC-32*-RF	3, 4	32	39.1	36	45

Adapter (Jack)




AdM

S Type	*Number of contacts	A	B
NJC-16*-AdM	3, 5, 8	22	46
NJC-20*-AdM	2, 3, 4, 5, 7, 10, 12, 14	26	50
NJC-24*-AdM	2, 3, 4, 5, 10, 14, 16, 21, 24	29	54
NJC-28*-AdM	16, 24, 31, 37	34	57
NJC-32*-AdM	3, 4	44	85.5

AdF

G Type	*Number of contacts	A	B
NJC-16*-AdF	3, 5, 8	22	46
NJC-20*-AdF	2, 3, 4, 5, 7, 10, 12, 14	26	50
NJC-24*-AdF	2, 3, 4, 5, 10, 14, 16, 21, 24	29	54
NJC-28*-AdF	16, 24, 31, 37	34	57
NJC-32*-AdF	3, 4	44	85.5

Adapter with flange (Panel Jack)



Ad(F)M

S Type	*Number of contacts	B	D	E
NJC -16*-Ad(F)M	3, 5, 8	46.2	20	26
NJC -20*-Ad(F)M	2, 3, 4, 5, 7, 10, 12, 14	50	23	29
NJC -24*-Ad(F)M	2, 3, 4, 5, 10, 14, 16, 21, 24	54.3	26	32
NJC -28*-Ad(F)M	16, 24, 31, 37	56.7	29	35
NJC -32*-Ad(F)M	3, 4	83.5	36	45

Ad(F)F

G Type	*Number of contacts	B	D	E
NJC -16*-Ad(F)F	3, 5, 8	46.2	20	26
NJC -20*-Ad(F)F	2, 3, 4, 5, 7, 10, 12, 14	50	23	29
NJC -24*-Ad(F)F	2, 3, 4, 5, 10, 14, 16, 21, 24	54.3	26	32
NJC -28*-Ad(F)F	16, 24, 31, 37	56.7	29	35
NJC -32*-Ad(F)F	3, 4	83.5	36	45

Material and Finish

	Material	Finish
Shell	Zinc alloy Aluminum alloy	Crape chrome plating
Insulator	Synthic resin	-----
Contact	Copper alloy	Silver plating
		Golding plating

Cable termination : Soldering

Operating temperature range

Shell size	Number of contacts	Operting temperature range
16	3, 5	-25 ~ C
	8	-25 ~ C
20	2, 3, 4, 5	-40 ~ C
	7, 10, 12	-25 ~ C
	14	-25 ~ C
24	2, 3, 4, 5	-40 ~ C
	10, 14, 16	-25 ~ C
	21, 24	-25 ~ C
28	16, 24	-25 ~ C
	31, 37	-25 ~ C
32	3, 4	-40 ~ C

*Gold plating contact

Shell size	Number of contacts
16	8
20	14
24	21, 24
28	31, 37