


LARGE SCOOP COMPARTMENT BOXES

18"W x 3"H x 12"D

Durham Large Scoop Compartment Boxes (DL) are produced using the same high quality construction as the small boxes described on page six.


Adjustable Series. Durham Scoop Compartment Boxes with adjustable dividers offer the opportunity to customize the number, size, and shape of compartments.




MODEL 107*
(DL32C)




MODEL 109*
(DL21C)




MODEL 102*
(DL24C)




MODEL 111*
(DL20C)




MODEL 113*
(DL16C)




MODEL 125*
(DL6HC)




MODEL 115*
(DL12C)




MODEL 117*
(DL6VC)



MODEL 119* (ADLC) Adjustable Drawer with catch and nine straight dividers.



NEW MODEL 099* (ADLHC) Horizontal Adjustable Compartment Box with twelve dividers.



MODEL 131* (EXLC) Expando-Box with moveable dividers.



	MODEL										
SPECIFICATIONS	107* (DL32C)	102* (DL24C)	109* (DL21C)	111* (DL20C)	113* (DL16C)	115* (DL12C)	117* (DL6VC)	125* (DL6HC)	119* (ADLC)	099* (ADLHC)	131* (EXLC)
Width, inches	18	18	18	18	18	18	18	18	18	18	18
Height, inches	3	3	3	3	3	3	3	3	3	3	3
Depth, inches	12	12	12	12	12	12	12	12	12	12	12
Material	Prime cold rolled steel – interlocked and welded construction										
Color	Gray baked enamel										
No. of Compartments	32	24	21	20	16	12	6 Vert.	6 Horiz.	Variable	Variable	Variable
Packing per Carton	4	4	4	4	4	4	4	4	4	4	4
Weight per Carton, lbs.	32	32	32	32	32	32	32	32	32	32	32