

## Grove - Multi Color Flash LED (5mm)

SKU 104030014



**IN STOCK** 2 Available


- 1 +

**ADD TO CART**

- Description
- Best-sellers
- Technical Details
- Questions and Answers
- View History

### Description

A general purpose LED module in Grove form factor, available in different colors. The ingenious PCB design enables you to bend the LED to any position you want, which makes it easy to use it standalone, horizontal or Panel Mount(from left to right in below pics)



### Specification

- Standard Grove connector
- Operate voltage: 3.3v/5v
- Multi Color flash

For all Grove users (especially beginners), we provide you guidance PDF documents. Please download and read through [Preface - Getting Started](#) and [Introduction to Grove](#) before your using of the product.

### Documents

Please visit our [wiki](#) page for more info about this product. It will be appreciated if you can help us improve the documents, add more demo code or tutorials. For technical support, please post your questions to our [forum](#).

### Best-sellers



### Technical Details

Dimensions	140mm x 85mm x 18.5mm
Weight	G.W 6g

### Documents

- [Wiki](#)
- [Grove-LED Socket Kit](#)
- [GroveLEDDemoCode](#)
- [Grove - LED V1.3 Source files \(Eagle and pdf\)](#)
- [Grove - LED Source files \(Eagle and pdf\)](#)

### Questions and Answers

Have a question about this? Ask people who own it.

0

how can I choose the colors of the LEDs?

CR on Oct 19,2016

Reply | upvote (0)

Don't do math while on medications. The rest of the questions still stand.

Nathan Stewart on Oct 20,2016 10:46 AM

Reply | upvote (0)

0

So how do you use it ?

Ali Edvin on Oct 19,2016

Reply | upvote (0)

Please visit the wiki : <http://www.seeedstudio.com/wik...>

Jacket Chen on Oct 20,2016 10:50 AM

Reply | upvote (0)

0

Hi! Is this an RGB LED? If yes, what's the difference between this and the "Grove - Variable Color LED". Thanks!

Jose Heriberto Lopez Ruiz on Oct 19,2016

Reply | upvote (0)

0

Could you provide any code for this product. I bought one, but don't know how to use it.

Volodymyr Pavlyukevich on Oct 19,2016

Reply | upvote (0)

Hi! Thank you for your answer. What about the shape of the board? Is it rectangular only or is it possible to have for example a "L" shaped board?

Alexander Forsberg on Oct 20,2016 10:46 AM

Reply | upvote (0)

I confused with RGB, sorry.

Volodymyr Pavlyukevich on Oct 20,2016 10:47 AM


Reply | upvote (0)

This LED change color by itself, when power it on ,it will change color in fixed order.


Anan on Oct 20,2016 10:50 AM

Reply | upvote (0)

### View History



315Mhz remote relay swit...



Protoshield Kit for Arduino



UartSBee V4



FT2232H USB 2.0 Hi-Speed ...

## POPULAR SEARCHES

- PCB Manufacturing
- PCB Stencil
- Arduino
- XBee
- Arduino Shield
- Beaglebone Black
- Raspberry Pi
- Raspberry Pi Touchscreen
- Linkit
- Cubieboard
- Beaglebone Cape
- FPGA
- Linkit ONE
- Crazyflie 2.0
- Raspberry Pi 3 Model B
- RF Explorer
- DSO Nano v3
- MediaTek X20
- HiKey Board
- rplidar
- raspberry pi relay
- RPLIDAR A2

SHIPPING INFORMATION

KNOWLEDGE BASE

HELP CENTER

### Seed Info

- Reach Us
- Distributors
- Designers
- Careers
- Site Map

### Customer Service

- Contact Us
- Customer Support
- Technical Support

### Terms and Conditions

- Order Information
- Shipping Information
- Payment Information
- Warranty and Return
- Terms of use
- Privacy Policy

### Stay Tuned

Subscribe to get the latest product releases, activities and tutorials from Seeed Studio.

