



MEC1-120-02-F-D-A



MEC1-130-02-F-D-A



MEC1-140-02-L-D

MEC1 SERIES

(1,00 mm) .0394"

MINI EDGE CARD SOCKET

SPECIFICATIONS

For complete specifications and recommended PCB layouts see www.samtec.com?MEC1

Insulator Material:

Black LCP

Contact Material:

BeCu

Plating:

Sn or Au over 50µ" (1,27 µm) Ni

Operating Temp Range:

-55°C to +125°C

Current Rating:

2,2 A per pin (2 adjacent pins powered)

Voltage Rating:

300 VAC

Insertion Depth:

(5,84 mm) .230" to (8,13 mm) .320"

RoHS Compliant:

Yes

Processing:

Lead-Free Solderable:

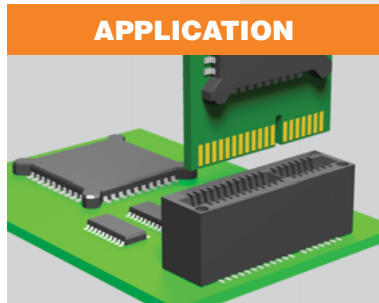
Yes

SMT Lead Coplanarity:


(0,10 mm) .004" max (05-20)

(0,15 mm) .006" max (30-70)

Mates with:
(1,60 mm) .062" card



APPLICATION



Mates with
(1,60 mm)
.062" card

Optional
Alignment pin

MEC1 9,04 mm Stack Height	Rated @ 3dB Insertion Loss*
Single-Ended Signaling	5.5 GHz / 11 Gbps
Differential Pair Signaling	6.5 GHz / 13 Gbps

*Performance data includes effects of a non-optimized PCB.
Complete test data available at www.samtec.com?MEC1 or contact sig@samtec.com

RECOGNITIONS

For complete scope of recognitions see www.samtec.com/quality



FILE NO. E111594

ALSO AVAILABLE (MOQ Required)

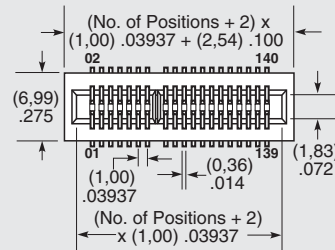
- Locking Clip (Manual placement required)
 - Other platings
- Contact Samtec.

MEC1	1	POSITIONS PER ROW	02	PLATING OPTION	D	NP	OTHER OPTION
05, 08, 20, 30, 40, 50, 60, 70				-F = Gold flash on contact, Matte tin on tail	-L = 10µ" (0,25 µm) Gold on contact, Matte Tin on tail	-NP = No Polarization (05, 08, 20 & 30 positions only) Leave Blank for polarization	-A = Alignment Pin metal or plastic at Samtec discretion. -K = (7,87 mm) .310" DIA Polyimide film Pick & Place Pad -TR = Tape & Reel

Note: While optimized for 50Ω applications, this connector with alternative signal/ground patterns may also perform well in certain 75Ω applications. Contact Samtec for further information.

Important Note: Samtec recommends that pads on the mating board be Gold plated.

Note: Some sizes, styles and options are non-standard, non-returnable.



POSITIONS PER ROW	POLARIZED POSITIONS (No Contact)
05	3, 4
08	5, 6
20	15, 16
30	21, 22
40	31, 32
50	41, 42
60	31, 32, 63 & 64
70	53, 54, 115 & 116

