

Allen-Bradley Guardmaster 442G Multifunctional Access Box with CIP Safety



CIP Safety over EtherNet/IP Enables Premier Integration of the Multifunctional Access Box in a GuardLogix Control System

Features and Benefits

- EtherNet/IP™ connection saves time and money compared to wiring the standard device
- Easy integration using an add-on profile in Studio 5000 Logix Designer™
- Supports Device Level Ring (DLR) network topologies to help increase network resiliency
- Rated PLe, Cat 4 for interlocking, guard lock monitoring and control of guard locking
- Unique RFID coded bolt actuator achieves the highest level of tamper-resistance in accordance with ISO 14119
- High holding force 2000N (Fzh per ISO 14119) is suitable for a wide range of guarding applications
- Power-to-Release and Power-to-Lock versions
- Versions available with an integrated emergency stop push button and connector for attaching an enabling switch
- Integrated push buttons used for standard operations such as reset, request to unlock, start/stop
- LEDs provide local status and diagnostics
- Optional escape release allows a person locked inside the safeguarded area to exit quickly and easily
- Two integrated hasps included to affix padlocks

A Complete Safeguarding Solution Made Easier with CIP Safety



EtherNet/IP™

Right-hand Multifunctional Access Box with EtherNet/IP Interface

Rockwell Automation introduces the Allen-Bradley® Guardmaster® 442G Multifunctional Access Box with CIP Safety.™ Using Common Industrial Protocol (CIP) Safety over Ethernet, the 442G adds to its list of features and benefits the advantage of premier integration with a GuardLogix® control system using Studio 5000 Logix Designer. Whether it's used for interlocking or guard locking, the 442G with CIP Safety provides the highest level of safety for the protection of personnel. Alternatively, it can help prevent unintended interruption of the production process.

The 442G with CIP Safety is easily mounted on aluminum profiles or metal frames for hinged or sliding guards. LEDs on both the lock and bus modules display system status during normal operation and they provide diagnostic information for easy troubleshooting. The device communicates information about guard position, bolt position and lock status, as well as diagnostic information to the control system over the ethernet connection.

The 442G is available with an integrated emergency stop with two or four standard push buttons. The four push button models also include a connector for attaching an enabling switch. The function and the color of the integrated push buttons are assigned by the user, offering flexibility to customize the device for each unique application.




The 442G with CIP Safety is an ideal solution for safeguarding full body access applications where a high holding force, a wide tolerance to guard misalignment, and a means for escaping the safeguarded area are commonly required, and now the CIP Safety version makes implementation easier than ever.

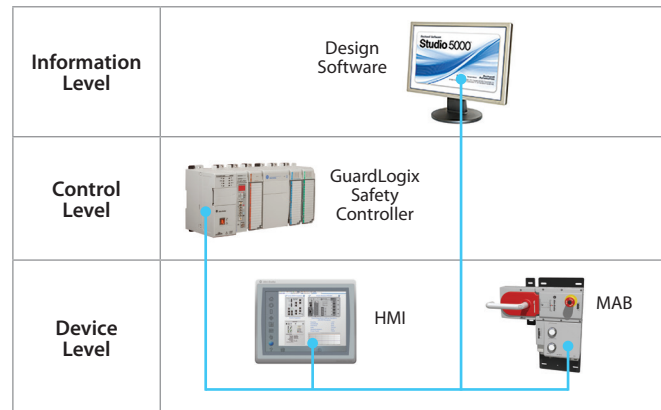
LISTEN.
THINK.
SOLVE.™

Guardmaster 442G Multifunctional Access Box







A system consists of a handle assembly, handle mounting plate and a combination lock/bus module (factory installed on a mounting plate). The escape release is optional.

Step 1: Select handle assembly and mounting plate

Description		Catalog number
Right handle		442G-MABH-R
Left handle		442G-MABH-L
Handle mounting plate (required)		442G-MABAMPH




Step 2: Select lock/bus module*

Controls	Guard Type	Catalog number for Right-hand Guards		Catalog number for Left-hand Guards	
Two push buttons	Power to release	442G-MABRB-UR-P49		442G-MABRB-UL-P49	
	Power to lock	442G-MABLB-UR-P49		442G-MABLB-UL-P49	
E-stop, two push buttons	Power to release	442G-MABRB-UR-E0P49		442G-MABRB-UL-E0P49	
	Power to lock	442G-MABLB-UR-E0P49		442G-MABLB-UL-E0P49	
E-stop, four push buttons, enabling switch connector	Power to release	442G-MABRB-UR-E0JP4679		442G-MABRB-UL-E0JP4679	
	Power to lock	442G-MABLB-UR-E0JP4679		442G-MABLB-UL-E0JP4679	

*All models are supplied with a colored lens kit, including one each of blue, green, red and yellow, and two white.



Note: Handle and handle mounting plates are sold separately and are shown for clarification of handle orientation and push button arrangement only.

Step 3: (Optional) Select escape release

Description		Catalog number
Escape release assembly with standard actuation shaft		442G-MABE1

Note: The standard shaft (115 mm/4.53 in.) is optimized for use on 40 mm and 45 mm profiles. An extended shaft is available (see Accessories) for profiles larger than 45 mm (or when used with mounting plates on a 45 mm profile).

Accessories

Description		Catalog number
Escape release extended shaft (250 mm)		442G-MABASHFT
Escape release mounting plate		442G-MABAMPE

Allen-Bradley, GuardLogix, Guardmaster, LISTEN. THINK. SOLVE., Rockwell Automation and Studio 5000 Logix Designer are trademarks of Rockwell Automation, Inc. EtherNet/IP and CIP Safety are trademarks of ODVA. Trademarks not belonging to Rockwell Automation are property of their respective companies.

www.rockwellautomation.com

Power, Control and Information Solutions Headquarters

Americas: Rockwell Automation, 1201 South Second Street, Milwaukee, WI 53204-2496 USA, Tel: (1) 414.382.2000, Fax: (1) 414.382.4444

Europe/Middle East/Africa: Rockwell Automation NV, Pegasus Park, De Kleetlaan 12a, 1831 Diegem, Belgium, Tel: (32) 2 663 0600, Fax: (32) 2 663 0640

Asia Pacific: Rockwell Automation, Level 14, Core F, Cyberport 3, 100 Cyberport Road, Hong Kong, Tel: (852) 2887 4788, Fax: (852) 2508 1846