



Connectors > D-Shaped Connectors > D-Sub Connectors > Panel Mount D-Sub Connectors



Connector & Housing Type: **Plug**

Connector System: **Cable-to-Cable**

Connector Mounting Type: **Panel Mount**

Number of Positions: **37**

Power/Signal/Coax Combination: **No**

Features

Product Type Features

Connector & Housing Type	Plug
Connector System	Cable-to-Cable
Connector Shell Size	4
Sealable	No
Connector & Contact Terminates To	Wire & Cable

Configuration Features

Number of Positions	37
Power/Signal/Coax Combination	No

Body Features

Front Shell Material	Steel
Mating Retention Feature Material	Stainless Steel
D-Sub Connector Insert Arrangement	MS18276-1
Rear Shell Plating Material	Zinc
Rear Shell Material	Steel
Front Shell Plating Material	Zinc

Contact Features

Contact Mating Area Plating Material	Gold (Au)
Contact Base Material	Copper Alloy



Contact Options	Order Separately
Contact Type	Pin
Contact Size	Size 20
Contact Current Rating (Max)	7.5 A

Termination Features

Termination Method to Wire & Cable	Crimp
------------------------------------	-------

Mechanical Attachment

Mounting Hole Diameter	2.31 mm[.091 in]
Connector Mounting Type	Panel Mount
Mating Alignment	Without

Housing Features

Centerline (Pitch)	2.77 mm[.109 in]
--------------------	------------------

Usage Conditions

Operating Temperature Range	-55 – 125 °C[-67 – 257 °F]
-----------------------------	----------------------------

Operation/Application

Circuit Application	Signal
---------------------	--------

Packaging Features

Packaging Method	Package
------------------	---------

Product Compliance

For compliance documentation, visit the product page on TE.com>

EU RoHS Directive 2011/65/EU	Compliant
EU ELV Directive 2000/53/EC	Compliant
China RoHS 2 Directive MIIT Order No 32, 2016	No Restricted Materials Above Threshold
EU REACH Regulation (EC) No. 1907/2006	Current ECHA Candidate List: JAN 2025 (247) Candidate List Declared Against: JAN 2025 (247) Does not contain REACH SVHC
Halogen Content	Not Low Halogen - contains Br or Cl > 900 ppm.
Solder Process Capability	Wave solder capable to 265°C

Product Compliance Disclaimer




This information is provided based on reasonable inquiry of our suppliers and represents our current actual knowledge based on the information they provided. This information is subject to change. The part numbers that TE has identified as EU RoHS compliant have a maximum concentration of 0.1% by weight in homogenous materials for lead, hexavalent chromium, mercury, PBB, PBDE, DBP, BBP, DEHP, DIBP, and 0.01% for cadmium, or qualify for an exemption to these limits as defined in the Annexes of Directive 2011/65/EU (RoHS2). Finished electrical and electronic equipment products will be CE marked as required by Directive 2011/65/EU. Components may not be CE marked. Additionally, the part numbers that TE has identified as EU ELV compliant have a maximum concentration of 0.1% by weight in homogenous materials for lead, hexavalent chromium, and mercury, and 0.01% for cadmium, or qualify for an exemption to these limits as defined in the Annexes of Directive 2000/53/EC (ELV). Regarding the REACH Regulation, the information TE provides on SVHC in articles for this part number is based on the latest European Chemicals Agency (ECHA) 'Guidance on requirements for substances in articles' posted at this URL: <https://echa.europa.eu/guidance-documents/guidance-on-reach>

Compatible Parts




TE Part # 205089-1
HD 20 PIN CONTACT


Customers Also Bought




TE Part #CAT-OE4-P299C
Slim PCB Relay, PCN 3A/5A, 5VDC




TE Part #BAT-HLD-001
Hldr fr CR2032 Batteries, SMT, Blk Pkg




TE Part #207683-2
AMPLIMITE,PIN CONT,SZ 22




TE Part #171825-2
2 POS EIS POST HDR




TE Part #4-2176326-9
CRGP 0603 100K 1%



TE Part #1622217-1
LR0204 1% 330R



TE Part #171825-3
POST HEADER ASSY EI SRS 3POS



TE Part #8-1419128-1
OJ-SH-105LMH,000



Documents

Product Drawings

AMPLIMITE,ASY,PLUG,FB,109,ZN,4

English

CAD Files

3D PDF

3D

Customer View Model

ENG_CVM_CVM_1757821-4_K.2d_dxf.zip

English

Customer View Model

ENG_CVM_CVM_1757821-4_K.3d_igs.zip

English

Customer View Model

ENG_CVM_CVM_1757821-4_K.3d_stp.zip

English

By downloading the CAD file I accept and agree to the [Terms and Conditions](#) of use.