

Features

- Threaded Coupling
- IP68
- 2-5 Poles
- Plug & Socket Set
- Cable to Cable Connections

Product Description

RS PRO SP11 In-Line Cable Mount Connector

RS Stock No.:

| |
|---------|
| 0304468 |
|---------|

| |
|---------|
| 0304470 |
|---------|

| |
|---------|
| 0304471 |
|---------|

| |
|---------|
| 0304473 |
|---------|



Image for representational purposes only





RS PRO is the own brand of RS. The RS PRO Seal of Approval is your assurance of professional quality, a guarantee that every part is rigorously tested, inspected, and audited against demanding. Making RS PRO the Smart Choice for our customers.

The RS Pro SP11 series is a range of lightweight but robust waterproof connectors, which are sealed to IP68. Threaded coupling ensures a secure connection, even in the harshest environments. Plugs and receptacles are available with either male pins or female sockets. These products are ideal for use in outdoor applications where a secure, waterproof connection is required. Updated shell offering an improved seal, which increases reliability and durability.

General Specifications

| | |
|----------------------------|--|
| Housing Material | PC, Nylon66, Fire Resistance: V-0 |
| Size | SP11 |
| Cable outer diameter range | 4-6.5mm |
| Body Orientation | Straight |
| Colour | Black |
| Temperature Range | -40~ +85°C |
| Mounting Type | In-Line Cable Mount |
| Mating Cycle | 500 |
| Application | Outdoor Lighting, LED Screens, Outdoor Security Cameras, and Industrial Control Systems. |

Solder Contact Options

| Number of contact | 2 | 3 | 4 | 5 |
|------------------------|---|---|---|---|
| Male contact face view |  |  |  |  |

Electrical Specifications

| | | |
|-------------------------|---------|---------|
| RS Article Number (Set) | 0304468 | 0304470 |
|-------------------------|---------|---------|

SP11 In-Line Cable Mount Connector



| RS Article Number (Individual) | SP1110/P2II-N-B-NP | SP1111C/S2II-C-B-NP | SP1110/P3II-N-B-NP | SP1111C/S3II-C-B-NP |
|-----------------------------------|--------------------|---------------------|--------------------|---------------------|
| Specification | 2 Pin | 2 Pin | 3 Pin | 3 Pin |
| Rated Current (A) | 5 | 5 | 5 | 5 |
| Contact Diameter (Ø mm) | 1 | 1 | 1 | 1 |
| Rated Voltage (AC.V) | 180 | 180 | 180 | 180 |
| Test Voltage (AV.V) 1 min | 1000 | 1000 | 1000 | 1000 |
| Contact Resistance (m Ω) | 5 | 5 | 5 | 5 |
| Wire Size (mm ² / AWG) | ≤0.75/18 | ≤0.75/18 | ≤0.75/18 | ≤0.75/18 |
| Contact Gender | Male | Female | Male | Female |
| Shell Type | Plug | Receptacle | Plug | Receptacle |
| Termination | Solder | Solder | Solder | Solder |

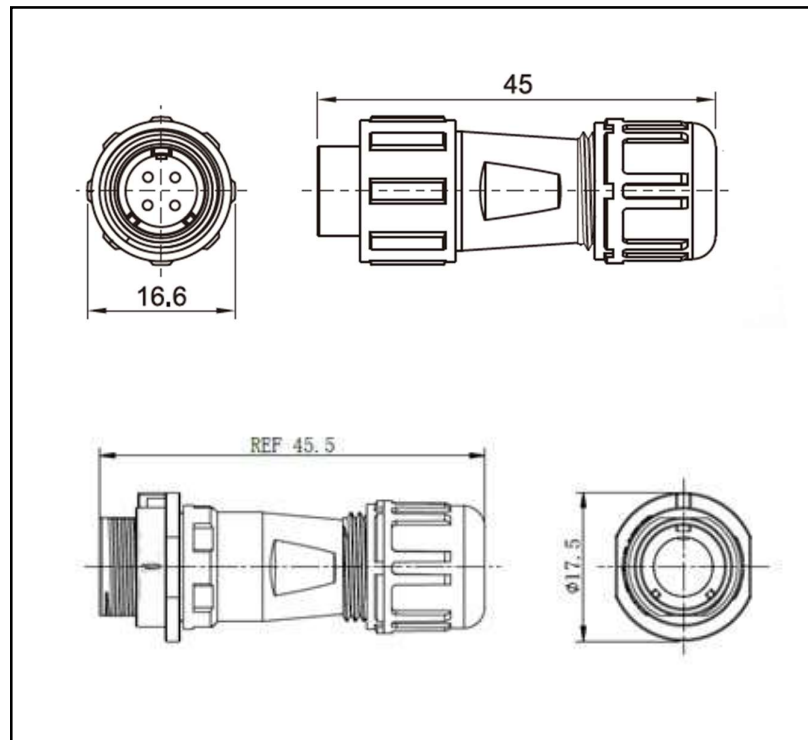
| RS Article Number (Set) | 0304471 | | 0304473 | |
|-----------------------------------|--------------------|---------------------|--------------------|---------------------|
| RS Article Number (Individual) | SP1110/P4II-N-B-NP | SP1111C/S4II-C-B-NP | SP1110/P5II-N-B-NP | SP1111C/S5II-C-B-NP |
| Specification | 4 Pin | 4 Pin | 5 Pin | 5 Pin |
| Rated Current (A) | 3 | 3 | 3 | 3 |
| Contact Diameter (Ø mm) | 0.7 | 0.7 | 0.7 | 0.7 |
| Rated Voltage (AC.V) | 125 | 125 | 125 | 125 |
| Test Voltage (AV.V) 1 min | 1000 | 1000 | 1000 | 1000 |
| Contact Resistance (m Ω) | 10 | 10 | 10 | 10 |
| Wire Size (mm ² / AWG) | ≤0.5/20 | ≤0.5/20 | ≤0.5/20 | ≤0.5/20 |
| Contact Gender | Male | Female | Male | Female |
| Shell Type | Plug | Receptacle | Plug | Receptacle |
| Termination | Solder | Solder | Solder | Solder |

Protection Category

IP Rating

IP68

Dimensional Line Drawings



Connection Diagrams / Assembly Diagrams / Illustrations / Accessories