



CIRCUIT BREAKER 400V 10KA, 3-POLE, D, 32A, D=70MM

Similar to image

Technical data:

Type of mounting		Quick assembly system
mounting position		any
Mounting depth	mm	70
Height		-
Width		-
Depth		-
Current / for AC / rated value	A	32
Tripping characteristic class		D
Number of pitch units for width		3
Product feature / sealable		Yes
Degree of pollution		3
Position / of power supply cord		Any
Product property / properties for main switches in accordance with EN 60204-1		Yes
Mechanical operating cycles as operating time / typical		20,000
Overvoltage class		3
Product equipment / touch-protection		Yes
Resistance against shock / according to IEC 60068-2-27		150m/s ² at 11ms half-sine

type of voltage		AC/DC
• for AC / rated value	V	400
• with multi-phase operation / with AC / rated value	V	400
Switching capacity current		
• in accordance with IEC 60947-2 / rated value	kA	20
• with DC / in accordance with IEC 60947-2 / rated value	kA	15
• acc. to EN 60898 / rated value	kA	10
Breaking capacity short-circuit current (I_{cn})		
• with DC / in accordance with EN 60898-2	kA	10
• with AC / in accordance with UL 10077 and CSA C22.2 No.235	kA	5
Ambient temperature		
• minimum	°C	-25
• maximum	°C	55
• during storage		
• minimum	°C	-40
• maximum	°C	75
Insulation voltage		
• with multi-phase operation / with AC / rated value	V	440
AWG number / as encoded connectable conductor cross-section		
• minimum		14
• maximum		4
Conductor cross-section that can be connected		
• solid		
• minimum	mm ²	0.75
• maximum	mm ²	35
• multibrin		
• minimum	mm ²	0.75
• maximum	mm ²	35
• finely stranded / with wire end processing		
• minimum	mm ²	0.75
• maximum	mm ²	25
Product component		
• combined terminal top		Yes
• combined terminal bottom		Yes
Tightening torque / with screw-type terminals		
• minimum	N·m	2.5
• maximum	N·m	3
Tightening torque (lbf·in) / with screw connection		
• minimum	lbf·in	22

• maximum	lbf-in	26
Product feature		
• [not supplied - silicon-free]		Yes
• halogen-free		Yes
Number of test cycles / for environmental testing / in accordance with IEC 60068-2-30		6
Item designation		
• according to DIN EN 61346-2		-
• according to DIN 40719 extendable after IEC 204-2 according to IEC 750		-

Certificates/approvals:

General Product Approval			Declaration of Conformity	
 CCC	 GOST	 IMQ	 VDE	 EG-Konf.
Shipping Approval			other	
 DNV	 LRS	 RINA	other	

Further information:

Information- and Downloadcenter (Catalogs, Brochures,...)

<http://www.siemens.com/lowvoltage/catalogs>

Industry Mall (Online ordering system)

<http://www.siemens.com/lowvoltage/mall>

Service&Support (Manuals, Certificates, Characteristics, FAQs,...)

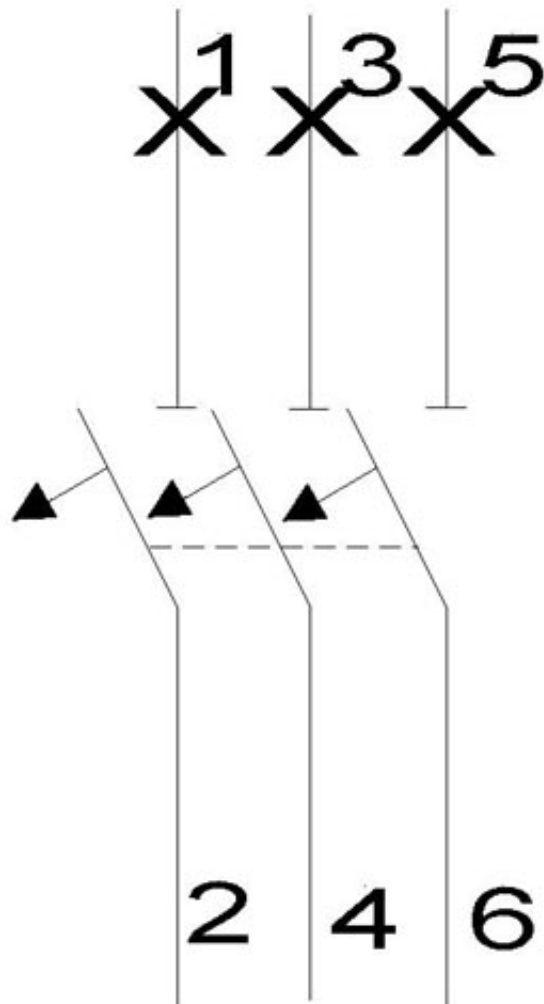
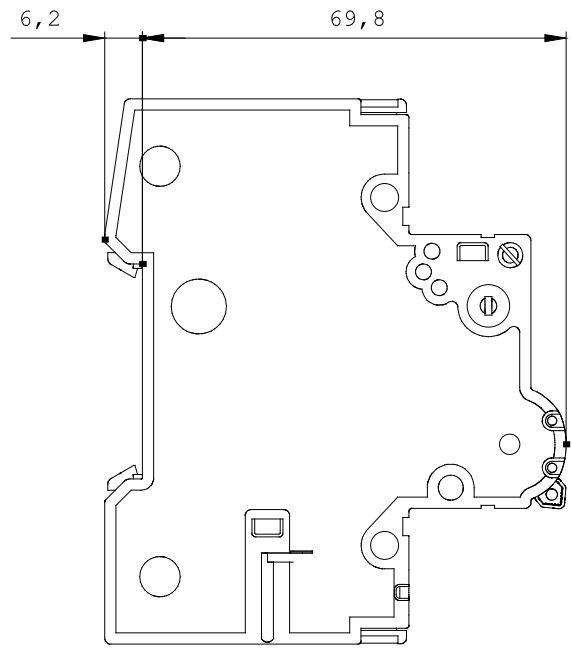
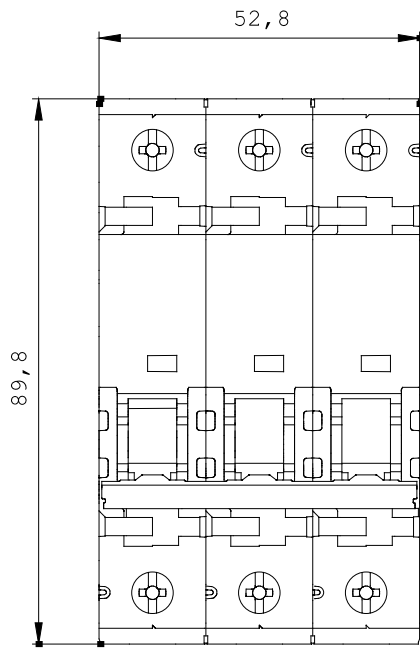
<http://support.automation.siemens.com/WWW/view/en/5SY4332-8/all>

Image database (product images, 2D dimension drawings, 3D models, device circuit diagrams, ...)

http://www.automation.siemens.com/bilddb/cax_en.aspx?mlfb=5SY4332-8

CAX-Online-Generator

<http://www.siemens.com/cax>



last change:

Jul 3, 2012