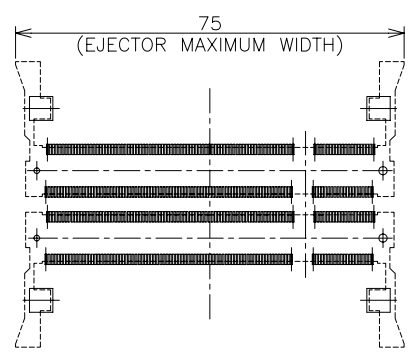
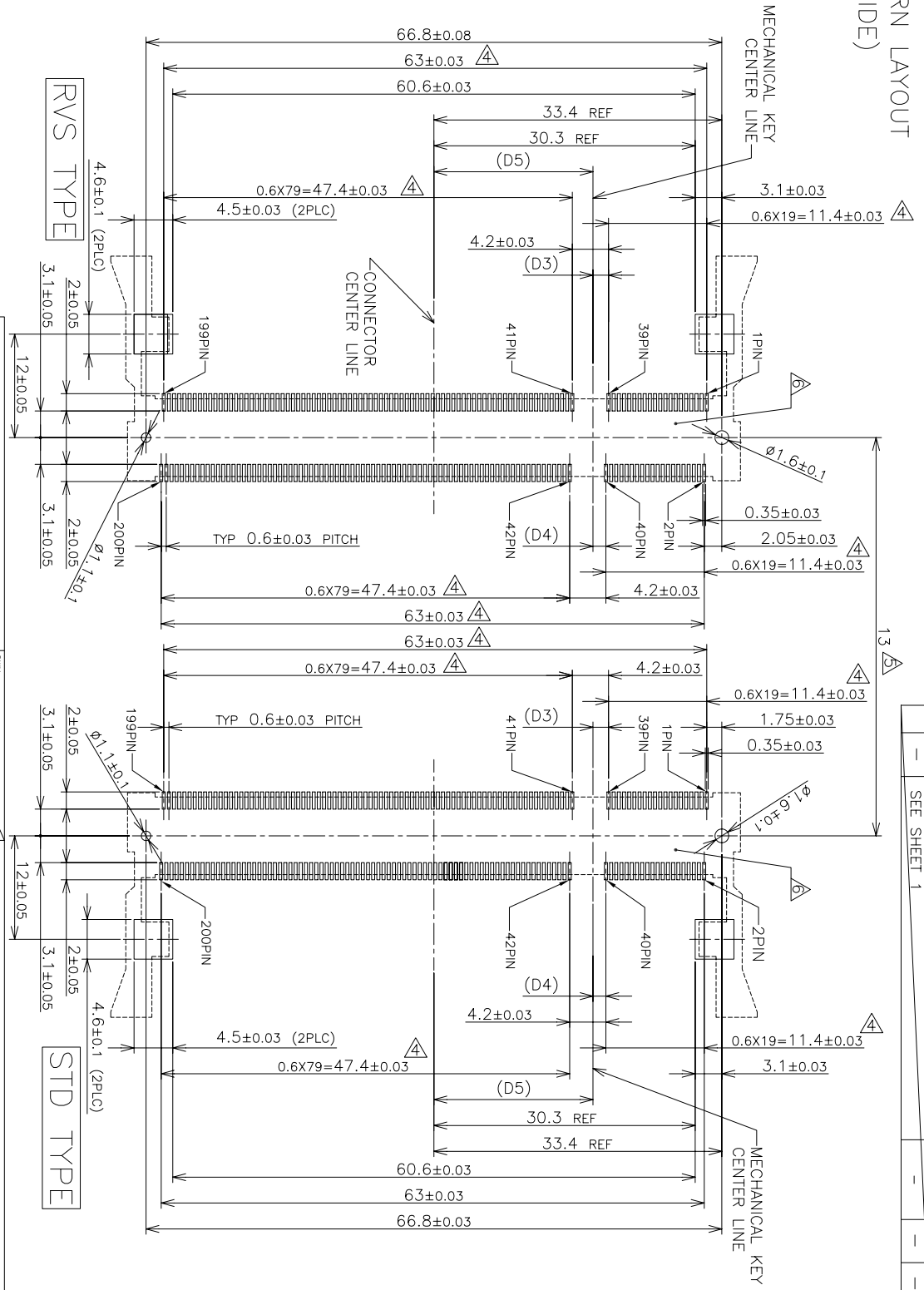




# REFERENCE P.C. BOARD PATTERN LAYOUT (CONNECTOR MOUNTING SIDE)



REAL SIZE (SCALE 1:1)



RVS TYPE

STD TYPE

1.8V	17.55	2.4	2.7
2.5V	18.45	1.5	1.8
POWER SUPPLY	D5	D4	D3

THIS DRAWING IS A CONTROLLED DOCUMENT.

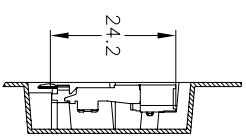
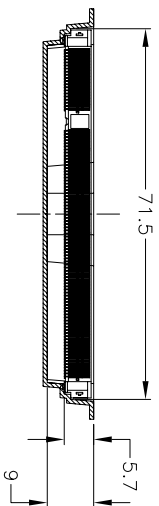
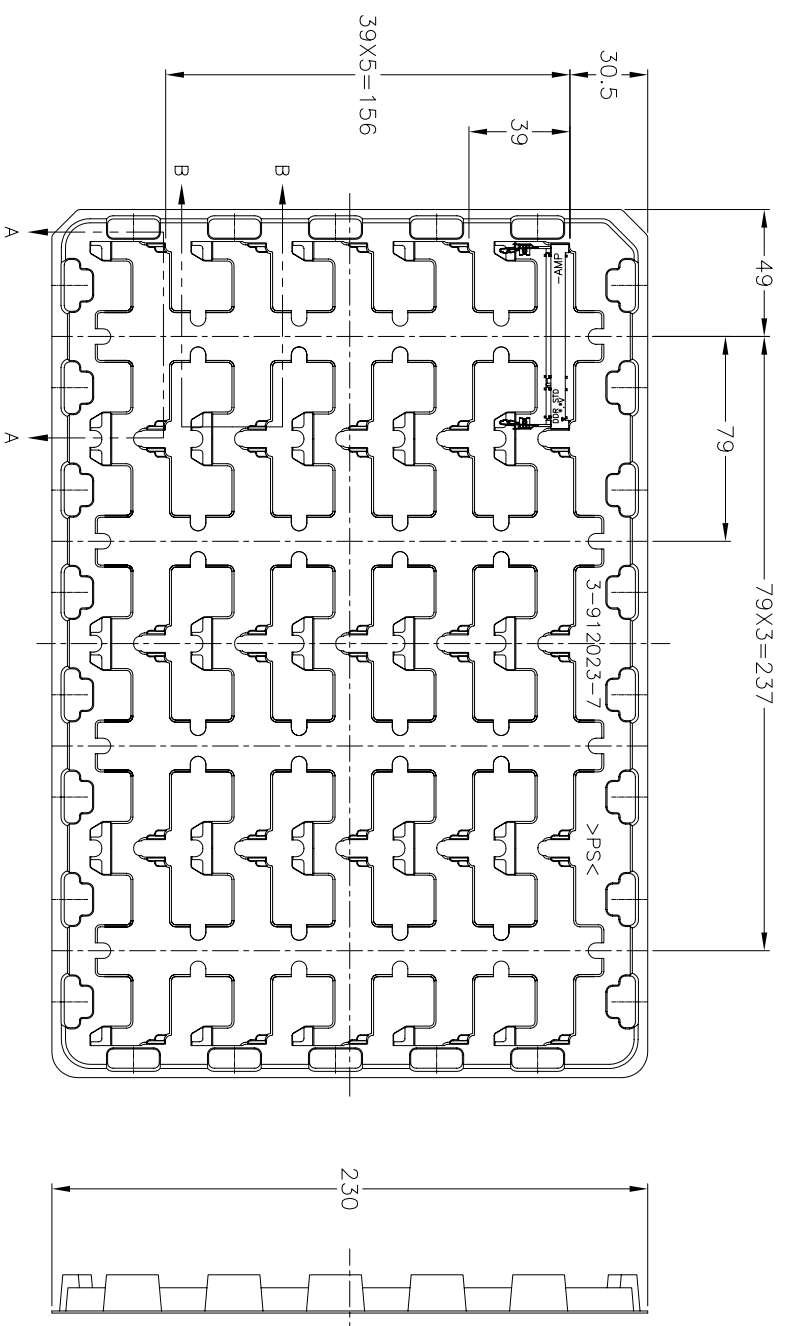
DIMENSIONS:	MM	TOLERANCES UNLESS OTHERWISE SPECIFIED:
0 P/C	±	
1 P/C	±	
2 P/C	±	
3 P/C	±	
4 P/C	±	
ANGLES	±	
MATERIAL		

APVD	CHK	DWG	NAME
PRODUCT SPEC			<b>tyco</b> Electronics
APPLICATION SPEC			Tyco Electronics AMP K.K. Kawasaki, Japan
WEIGHT			
CUSTOMER DRAWING			

SIZE	CAGE CODE	DRAWING NO.	RESTRICTED
A3	00779	1473005	20



REVISIONS		DATE	DMN	APVD
P	LTR	DESCRIPTION		
-	-	SEE SHEET 1	-	-



A-A  
 SCALE 2:1  
 (180DEG. ROTATE)

B-B  
 SCALE 2:1

2.5V (DDR1)	20EA/TRAY	1473005-5
1.8V (DDR2)	20EA/TRAY	1-1473005-4
1.8V (DDR2)	20EA/TRAY	1473005-4
2.5V (DDR1)	20EA/TRAY	6-1473005-1
2.5V (DDR1)	20EA/TRAY	1-1473005-1
2.5V (DDR1)	20EA/TRAY	1473005-1
POWER SUPPLY (TYPE)	QTY	P/N

(APPLIED TO SHEET 4)  
 1. THE DIRECTION OF EACH CONNECTOR ON A TRAY IS REFERRED TO THIS DRAWING.  
 2. GENERAL TOLERANCE: ±0.5

THIS DRAWING IS A CONTROLLED DOCUMENT.

DIMENSIONS: MM	TOLERANCES: UNLESS OTHERWISE SPECIFIED:
0 P/C	±
1 P/C	±
2 P/C	±
3 P/C	±
4 P/C	±
ANGLES	±
FINISH	±

DMN	CHK	APVD	PRODUCT SPEC	NAME
				<b>tyco</b> Electronics
				Tyco Electronics AMP K.K. Kawasaki, Japan
				DDR1 & DDR2 SODIMM SOCKET 0.6mm PITCH 200POS STANDARD PROFILE STANDARD TYPE
				SIZE: A3 CAGE CODE: 00779 DRAWING NO: 1473005

CUSTOMER DRAWING	WEIGHT	SCALE	SHEET	OF	REV
		1:2	4	4	G