



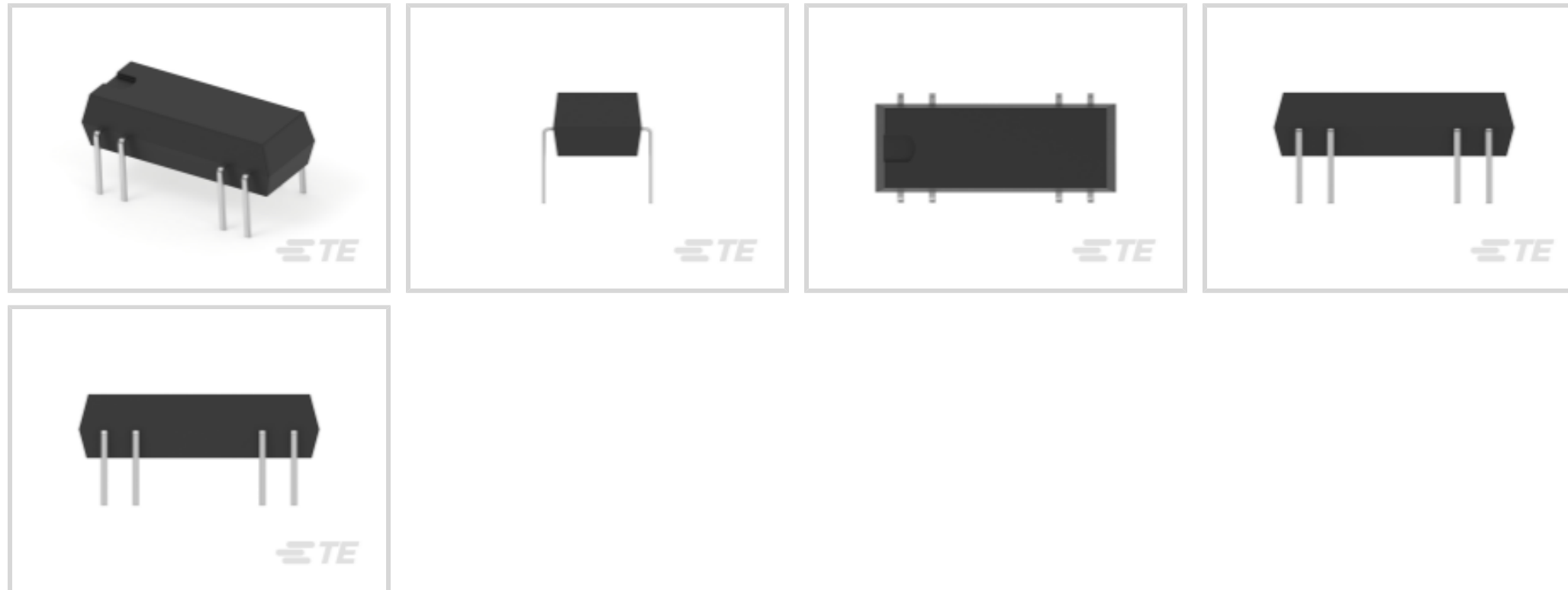
Axicom | Axicom Reed Relay V23100 -V4

TE Internal #: 1393763-6

Reed Relay, DC, Monostable, 1 Form A SPST-NO, 1 A Contact Rating, 12 VDC Coil Voltage, 24 VDC Contact Voltage, Axicom Reed Relay V23100 -V4

[View on TE.com >](#)

Relays & Contactors > Electromechanical Relays



Relay & Contactor Type: **Reed Relay**

Current Type: **DC**

Coil Magnetic System: **Monostable**

Contact Arrangement: **1 Form A SPST-NO**

Contact Current Rating: **1 A**

Features

Product Type Features

Relay & Contactor Type	Reed Relay
------------------------	------------

Configuration Features

Relay Options	Power Switching
Contact Number of Poles	1
Contact Arrangement	1 Form A SPST-NO

Electrical Characteristics

Contact Limiting Short-Time Current	.4 A
Contact Limiting Making Current	.4 A
Contact Limiting Continuous Current	1 A
Contact Limiting Breaking Current	.4 A
Insulation Initial Dielectric Between Open Contacts	250 Vrms
Contact Switching Voltage (Max)	200 VAC
Contact Switching Load (Min)	10mA @ .01V
Input Voltage	100 VAC



Coil Resistance	1000 Ω
Contact Current Rating	1 A
Coil Voltage Rating	12 VDC
Contact Voltage Rating	24 VDC
Coil Power Rating DC	.144 W
Insulation Initial Dielectric Between Contacts & Coil	1500 Vrms

Body Features

Product Weight	1.4 g[.0494 oz]
Enclosure Type	Flux Resistant Automatic Solder Capable & Washable

Contact Features

Contact Material	Ruthenium
------------------	-----------

Termination Features

Main Termination & Connection Type	Solder Pins
Coil Termination & Connection Type	Solder Pins

Mechanical Attachment

Product Mount Type	Board Mount
--------------------	-------------

Dimensions

Product Width	6.4 mm[.251 in]
Product Length	19.3 mm[.759 in]
Product Height	5.1 mm[.2 in]

Usage Conditions

Operating Temperature Range	-40 – 85 °C
Environmental Category of Protection	RTIII
Environmental Ambient Temperature (Max)	85 °C[85 °F]

Operation/Application

Solder Process	Wave Solder Capable
Current Type	DC
Coil Magnetic System	Monostable

Packaging Features

Packaging Method	Box & Tube, Tube
------------------	------------------

Other



Coil Power Rating Class	.1 – .15 W
Contact Current Class	0 – 2 A
Environmental Ambient Temperature Class	70 – 85 °C
Height Class (Mechanical)	0 – 6 mm
Length Class (Mechanical)	16 – 20 mm
Width Class (Mechanical)	6 – 8 mm

Product Compliance

[For compliance documentation, visit the product page on TE.com>](#)

EU RoHS Directive 2011/65/EU	Compliant
EU ELV Directive 2000/53/EC	Compliant
China RoHS 2 Directive MIIT Order No 32, 2016	No Restricted Materials Above Threshold
EU REACH Regulation (EC) No. 1907/2006	Current ECHA Candidate List: JAN 2025 (247) Candidate List Declared Against: JUNE 2023 (235) Does not contain REACH SVHC
Halogen Content	Low Halogen - Br, Cl, F, I < 900 ppm per homogenous material. Also BFR/CFR/PVC Free
Solder Process Capability	Wave solder capable to 265°C

Product Compliance Disclaimer

This information is provided based on reasonable inquiry of our suppliers and represents our current actual knowledge based on the information they provided. This information is subject to change. The part numbers that TE has identified as EU RoHS compliant have a maximum concentration of 0.1% by weight in homogenous materials for lead, hexavalent chromium, mercury, PBB, PBDE, DBP, BBP, DEHP, DIBP, and 0.01% for cadmium, or qualify for an exemption to these limits as defined in the Annexes of Directive 2011/65/EU (RoHS2). Finished electrical and electronic equipment products will be CE marked as required by Directive 2011/65/EU. Components may not be CE marked. Additionally, the part numbers that TE has identified as EU ELV compliant have a maximum concentration of 0.1% by weight in homogenous materials for lead, hexavalent chromium, and mercury, and 0.01% for cadmium, or qualify for an exemption to these limits as defined in the Annexes of Directive 2000/53/EC (ELV). Regarding the REACH Regulation, the information TE provides on SVHC in articles for this part number is based on the latest European Chemicals Agency (ECHA) 'Guidance on requirements for substances in articles' posted at this URL: <https://echa.europa.eu/guidance-documents/guidance-on-reach>

Also in the Series | [Axicom Reed Relay V23100 -V4](#)



DC Relays(24)



Electromechanical Relays(27)

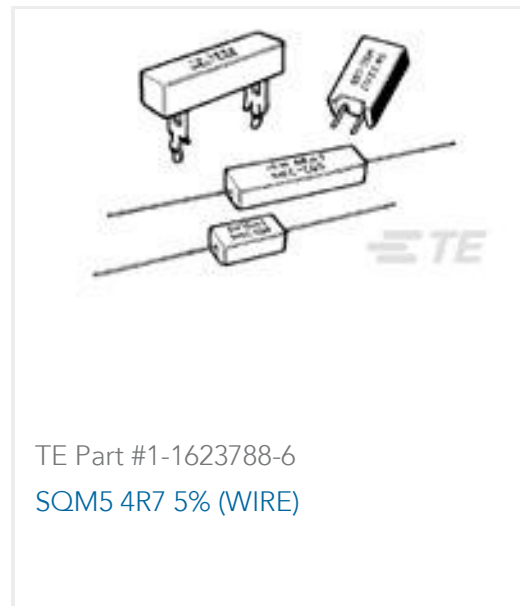


PCB Relays(27)

Customers Also Bought



TE Part #2-1623728-3
BCHE 11 W 4K7 5%



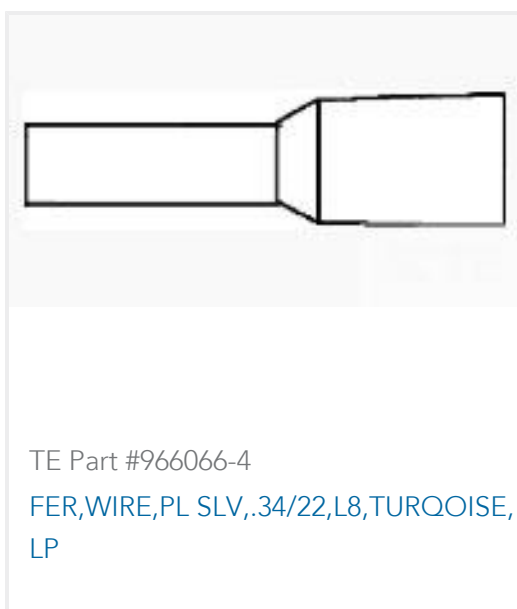
TE Part #1-1623788-6
SQM5 4R7 5% (WIRE)



TE Part #284264-E
STVR 96 FI ABC VVW 7-03 TL ** 247 E 172



TE Part #3-1393239-9
RT174024



TE Part #966066-4
FER,WIRE,PL SLV,.34/22,L8,TURQOISE, LP



TE Part #T4013008031-000
M8,SCREW, MALE,R/A,UNSHIELD,3P, GOLD



TE Part #1-1623720-0
CCR2 47R 10%



TE Part #5-104363-1
02 MTE HDR SRST LATCH .100CL



TE Part #5-6609940-8
PM0SXSSX0=C3372



TE Part #1-2176251-2
CRGS2010 5% 8R2

Documents

[CAD Files](#)

[3D PDF](#)

[3D](#)

[Customer View Model](#)

[ENG_CVM_CVM_1393763-6_B.2d_dxf.zip](#)

[English](#)

[Customer View Model](#)

[ENG_CVM_CVM_1393763-6_B.3d_igs.zip](#)



English

Customer View Model

[ENG_CVM_CVM_1393763-6_B.3d_stp.zip](#)

English

By downloading the CAD file I accept and agree to the [Terms and Conditions](#) of use.

Datasheets & Catalog Pages

[Reed Relay V23100-V4](#)

English

Product Specifications

[Product Specification](#)

English

[Definitions General Purpose Relays](#)

English