

Single relay - REL-MR- 24DC/21HC/MS - 2987888

Please be informed that the data shown in this PDF Document is generated from our Online Catalog. Please find the complete data in the user's documentation. Our General Terms of Use for Downloads are valid (<http://download.phoenixcontact.com>)



Plug-in miniature relay, with power contact, 1 PDT, test button, mechanical switch position indicator, status LED, freewheeling diode, polarity A1+, A2-, input voltage 24 V DC

Why buy this product

- With detectable manual operation
- Integrated status LED
- Switching current of up to 16 A
- Mechanical switch position indicator
- DC types with integrated freewheeling diode



Key commercial data

Packing unit	10 pc
Minimum order quantity	10 pc
GTIN	 4 046356 481014
Weight per Piece (excluding packing)	17.64 g
Custom tariff number	85364190
Country of origin	China

Technical data

Dimensions

Width	12.7 mm
Height	29 mm
Depth	25 mm

Ambient conditions

Ambient temperature (operation)	-40 °C ... 70 °C
Ambient temperature (storage/transport)	-40 °C ... 85 °C

Coil side

Nominal input voltage U_N	24 V DC
Input voltage range in reference to U_N	(see diagram)

Single relay - REL-MR- 24DC/21HC/MS - 2987888

Technical data

Coil side

Nominal input current at U_{IN}	18 mA
Typical response time	9 ms
Typical release time	6 ms

Contact side

Contact type	Single contact, 1-PDT
Contact material	AgNi
Maximum switching voltage	250 V AC/DC
Minimum switching voltage	12 V (at 10 mA)
Maximum inrush current	32 A (20 ms)
Min. switching current	10 mA (at 12 V)
Limiting continuous current	16 A
Interrupting rating (ohmic load) max.	4000 VA (for 250 V AC)
Switching capacity in acc. with DIN VDE 0660/IEC 60947	2 A (at 24 V, DC13)
	3 A (at 24 V, AC15)
	3 A (at 120 V, AC15)
	3 A (at 240 V, AC15)

General

Test voltage relay winding/relay contact	5 kV AC (50 Hz, 1 min.)
Mechanical service life	5×10^6 cycles
Standards/regulations	DIN EN 61810-1
	VDE 0435-201
	EN 50178
	IEC 62103

Classifications

eCl@ss

eCl@ss 4.0	27371104
eCl@ss 4.1	27371104
eCl@ss 5.0	27371001
eCl@ss 5.1	27371001
eCl@ss 6.0	27371001
eCl@ss 7.0	27371001
eCl@ss 8.0	27371001

ETIM

ETIM 2.0	EC000196
ETIM 3.0	EC000196
ETIM 4.0	EC000196
ETIM 5.0	EC000196

Single relay - REL-MR- 24DC/21HC/MS - 2987888

Classifications

UNSPSC

UNSPSC 6.01	30211916
UNSPSC 7.0901	39121515
UNSPSC 11	39121515
UNSPSC 12.01	39121515
UNSPSC 13.2	39121515

Approvals

Approvals

Approvals

UL Recognized / VDE Zeichengenehmigung / cUL Recognized / cULus Recognized

Ex Approvals

Approvals submitted

Approval details

UL Recognized

VDE Zeichengenehmigung

cUL Recognized

cULus Recognized

Accessories

Necessary add-on products

Single relay - REL-MR- 24DC/21HC/MS - 2987888

Accessories

Relay socket - PR1-BSC3/2X21 - 2833521



Relay socket PR1..., for miniature power relay or miniature switching relay with 1 or 2 PDT or solid-state relay of same construction, 1/3 level design, screw connections, connection facility for input/interference suppression modules

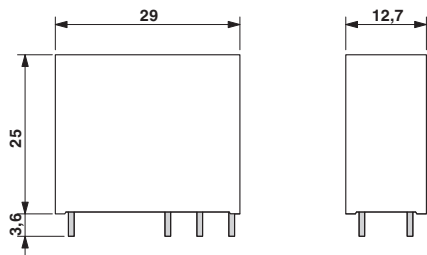
Relay socket - PR1-BSP3/2X21 - 2833534



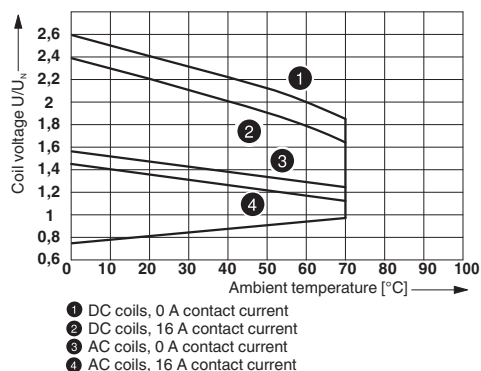
Relay socket PR1..., for miniature power relay or miniature switching relay with 1 or 2 PDT or solid-state relay of same construction, 1/3 level design, spring-cage connections, connection facility for input/interference suppression modules

Drawings

Dimensioned drawing



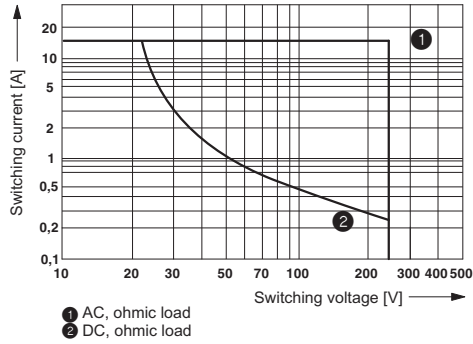
Diagram



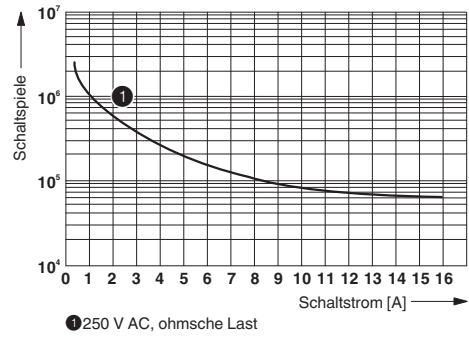
Operating voltage range

Single relay - REL-MR- 24DC/21HC/MS - 2987888

Diagram

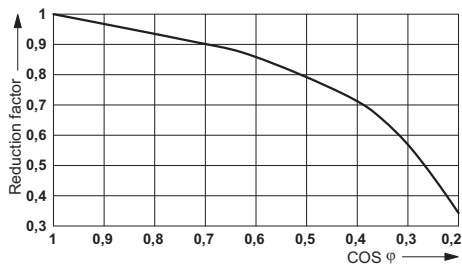


Diagram



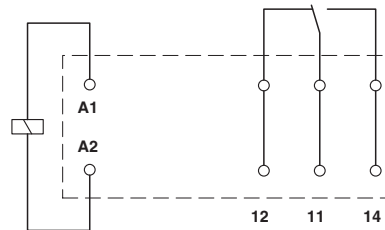
Interrupting rating

Diagram



Electrical service life

Circuit diagram



Service life reduction factor with various cos phi