


Solid State Relays

Datasheet 9225148


Features

Switching	Zero-cross and Random
Output	Back to back SCR
INPUT	DC
Applications	Three phase loads (motors, transformers) resistive and inductive loads with $\cos\phi > 0.85$ (Z-type) inductive load (R-type)

Technical data
Input circuit

Control voltage range	3...32 VDC
Control current max	25 mA
Turn-off voltage min..	1 VDC
Input resistance	Constant current

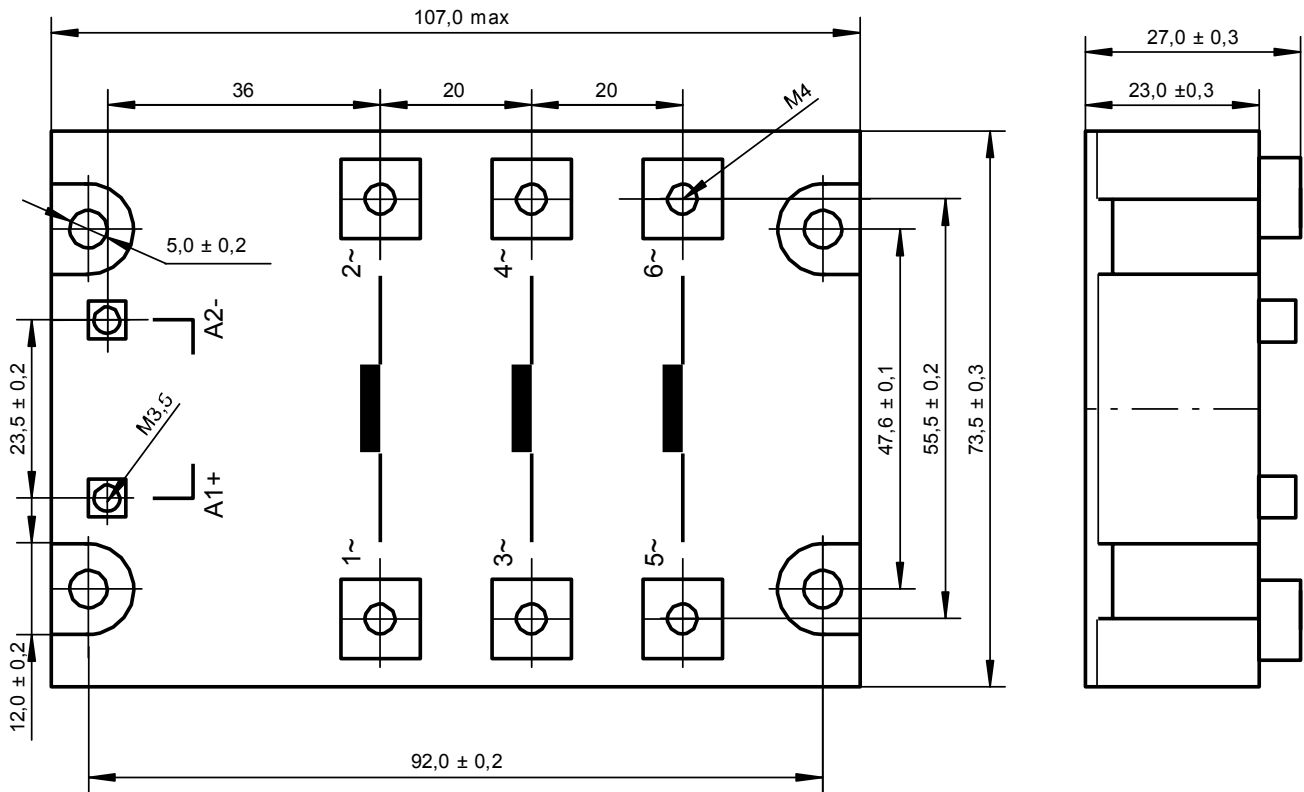
Output circuit

Load voltage Range	48...660 VAC
Peak-off state voltage	1600 V _{drm}
Off-state leakage current	10 mA eff.
Load current range	0,1...10 A
Surge current 1 half wave	110 A _{peak}
I ² t for fusing	60 A ² s
On-state voltage	1,6 V _{peak}
Off-state (static) dv/dt	1000 V/μs
Snubber	47 Ω / 10 nF

General data

Turn-on time max.	0,1 ms
Turn-off time max.	11 ms
Line frequency range.	47...63 Hz
Isolation volt. between input/output	4.000 V
Isolation volt. between input-output/base	2.500 V
Isolation resistance	50 MΩ
Operating temperature	-20...+80 °C
Recommended varistor	SIOV-S20 K420
Approvals	

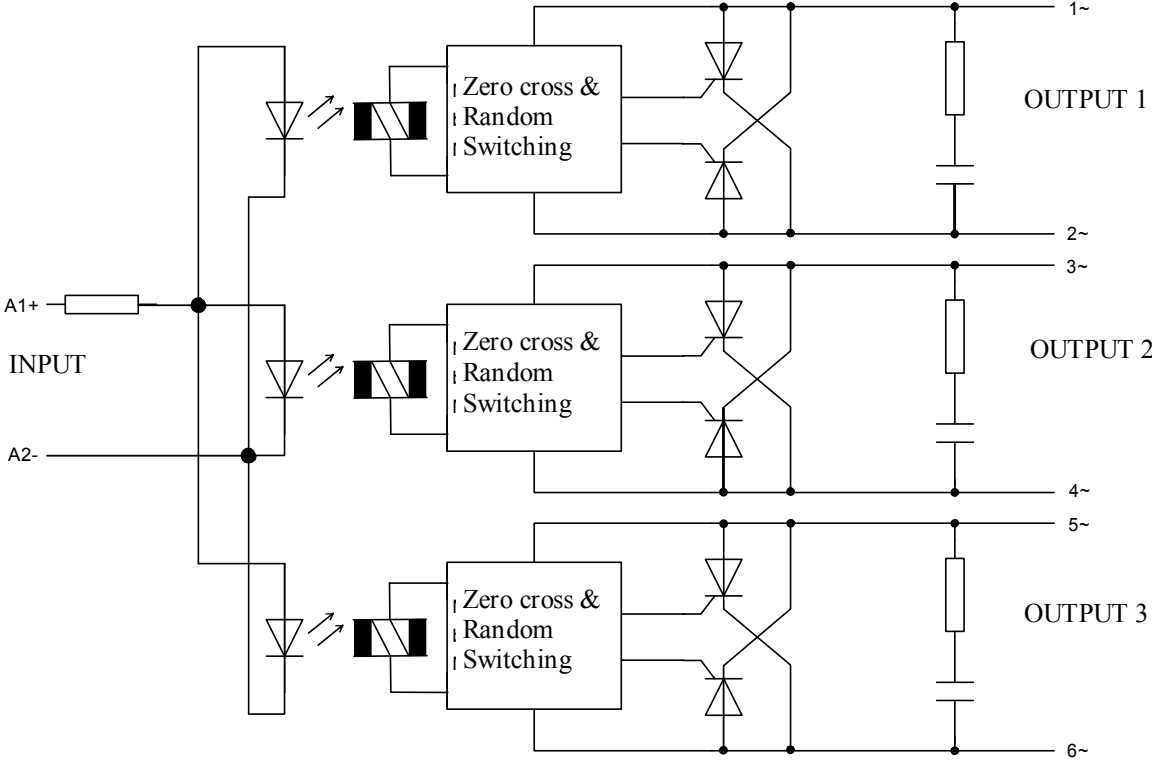
Dimensions in mm



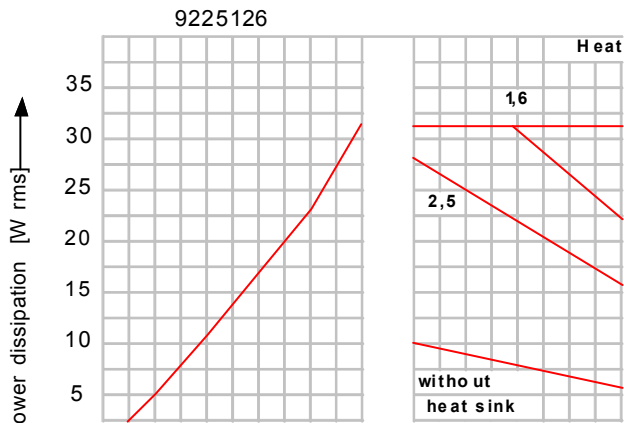
Housing specification

Weight	Approx. 430 g.
Housing material	Glass filled polyester
Potting compound	UL recognized Epoxy
Base plate	Aluminium , nickel plated
Terminals	Input : M3,5-screws Output : M4-screws

Circuit diagram

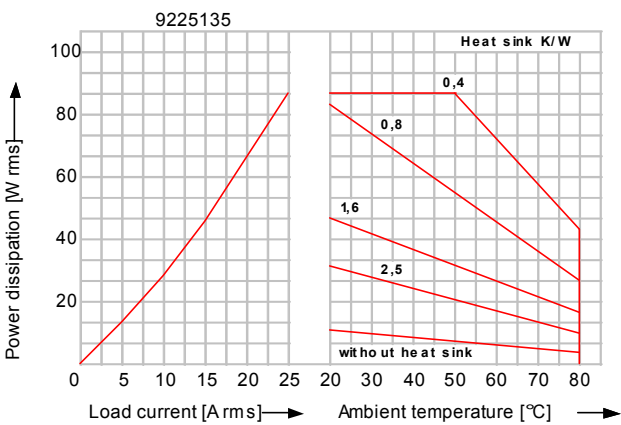


Derating-diagrams



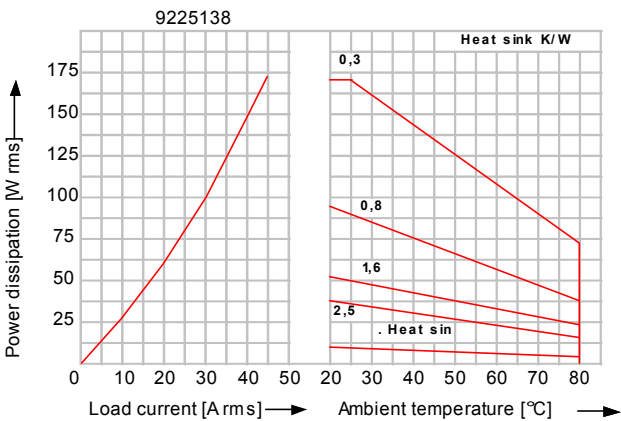
Load current for 1 SSR	
Heat sink	
9225236	6 A
9225239	10 A
9225233	10 A

Values for 40°C enclosure-temperature and mounted with conduction paste between the SSR and the heat sink



Load current for 1 SSR	
Heat sink	
9225236	6 A
9225239	16 A
9225233	25 A

Values for 40°C enclosure-temperature and mounted with conduction paste between the SSR and the heat sink



Load current for 1 SSR	
Heat sink	
9225236	6 A
9225239	17 A
9225233	42 A

Values for 40°C enclosure-temperature and mounted with conduction paste between the SSR and the heat sink