



Enclosure for command devices, 22 mm, round, Enclosure material metal, enclosure top part gray, 3 control points metal, C=Pushbutton black,Label: II, 1 NO, screw terminal, B=pushbutton black,Label I, 1 NO, screw terminal, A=Pushbutton red, label: O, 1 NC, screw terminal, floor mounting, 1xM20 each on top and bottom, Labels enclosed

<b>Product brand name</b>	SIRIUS ACT
<b>Product designation</b>	Enclosures
<b>Product type designation</b>	3SU1
<b>Manufacturer's article number</b>	<ul style="list-style-type: none"> <li>• of supplied contact module A1 = 3SU1400-2AA10-1CA0 / B2 = 3SU1400-2AA10-1BA0 / C2 = 3SU1400-2AA10-1BA0 <a href="#">3SU1400-2AA10-1CA0</a></li> <li>• of supplied contact module at the command point A 1 <a href="#">3SU1400-2AA10-1BA0</a></li> <li>• of supplied contact module at the command point B 2 <a href="#">3SU1400-2AA10-1BA0</a></li> <li>• of supplied contact module at the command point C 2 <a href="#">3SU1400-2AA10-1BA0</a></li> <li>• of the supplied holder A = 3SU1550-0AA10-0AA0, B =3SU1550-0AA10-0AA0, C = 3SU1550-0AA10-0AA0 <a href="#">3SU1550-0AA10-0AA0</a></li> <li>• of the supplied holder at the command point A <a href="#">3SU1550-0AA10-0AA0</a></li> <li>• of the supplied holder at the command point B <a href="#">3SU1550-0AA10-0AA0</a></li> <li>• of the supplied holder at the command point C <a href="#">3SU1550-0AA10-0AA0</a></li> <li>• of the supplied actuator A = 3SU1050-0AB20-0AA0 / B = 3SU1050-0AB10-0AA0 / C = 3SU1050-0AB10-0AA0</li> </ul>

- of the supplied actuator at the command point A
- of the supplied actuator at the command point B
- of the supplied actuator at the command point C
- of supplied empty enclosure
- of supplied accessory
- of the supplied accessories at the command point A
- of the supplied accessories at the command point B
- of the supplied accessories at the command point C

[3SU1050-0AB20-0AA0](#)

[3SU1050-0AB10-0AA0](#)

[3SU1050-0AB10-0AA0](#)

[3SU1853-0AA00-0AB1](#)

A = 3SU1900-0AF16-0QA0, B = 3SU1900-0AF16-0QB0, C = 3SU1900-0AF16-0QC0

[3SU1900-0AF16-0QA0](#)

[3SU1900-0AF16-0QB0](#)

[3SU1900-0AF16-0QC0](#)

## Enclosure

<b>Design of the housing</b>	with recess for label
<b>Shape of the enclosure front</b>	rectangular
<b>Material of the enclosure</b>	metal
<b>Number of command points</b>	3
<b>Product component</b>	
• EMERGENCY STOP device	No
• protective collar	No
<b>Color</b>	
• of top part of the enclosure	grey
<b>Delivery state</b>	
• as a kit	No
• pre-wired on strip terminal	No
<b>Mounting type of the enclosure</b>	Vertical

## Actuator

<b>Design of the operating mechanism</b>	Pushbutton / pushbutton / pushbutton
Suitability for use EMERGENCY OFF switch	No
<b>Product feature</b>	
• lockout	No
<b>Product extension optional Light source</b>	No
<b>Color</b>	
• of the actuating element	A = red / B = black / C = black
<b>Material of the actuating element</b>	metal
<b>Shape of the actuating element</b>	round
<b>Number of contact modules</b>	3
<b>Type of unlocking device</b>	A = none / B = none / C = none

## Front ring

Product component front ring	Yes
Design of the front ring	Standard
Material of the front ring	Metal, high gloss
Color of the front ring	silver

#### Holder

Material of the holder	Metal
------------------------	-------

#### Display

Number of LED modules	0
-----------------------	---

#### General technical data

<b>Product function</b>	
• positive opening	Yes
• EMERGENCY OFF function	No
• EMERGENCY STOP function	No
<b>Protection class IP</b>	IP66, IP67, IP69(IP69K)
<b>Degree of protection NEMA rating</b>	NEMA 1, 2, 3, 3R, 4, 4X, 12, 13
<b>Shock resistance</b>	
• acc. to IEC 60068-2-27	Sinusoidal half-wave 50 g / 11 ms
<b>Reference code acc. to DIN EN 81346-2</b>	S
<b>Reference code acc. to DIN EN 61346-2</b>	S
<b>Continuous current of the C characteristic MCB</b>	10 A; for a short-circuit current smaller than 400 A
<b>Continuous current of the quick DIAZED fuse link</b>	10 A
<b>Continuous current of the DIAZED fuse link gG</b>	10 A
<b>Operating voltage</b>	
• at AC	
— at 50 Hz rated value	5 ... 500 V
— at 60 Hz rated value	5 ... 500 V
• at DC	
— rated value	5 ... 500 V

#### Auxiliary circuit

<b>Design of the contact of auxiliary contacts</b>	Silver alloy
<b>Number of NC contacts for auxiliary contacts</b>	1
<b>Number of NO contacts for auxiliary contacts</b>	2
<b>Number of CO contacts</b>	
• for auxiliary contacts	0

#### Connections/Terminals

<b>Type of electrical connection</b>	
• of modules and accessories	Screw-type terminal
<b>Type of electrical connection on enclosure</b>	Cable routing above and below, both 1 x M20
<b>Tightening torque of the screws in the bracket</b>	1 ... 1.2 N·m
<b>Tightening torque of mounting screws in the enclosure cover</b>	1.5 ... 1.7 N·m

<b>Tightening torque</b>	
<ul style="list-style-type: none"> <li>• with screw-type terminals</li> </ul>	0.8 ... 0.9 N·m

### Interfaces

<b>Design of the interface</b>	
<ul style="list-style-type: none"> <li>• for communication</li> </ul>	without

### Ambient conditions

<b>Ambient temperature</b>	
<ul style="list-style-type: none"> <li>• during operation</li> <li>• during storage</li> </ul>	-25 ... +70 °C -40 ... +80 °C
Environmental category during operation acc. to IEC 60721	3M6, 3S2, 3B2, 3C3, 3K6 (with relative air humidity of 10 ... 95 %, no condensation in operation permitted for all devices behind front panel)

### Installation/ mounting/ dimensions

<b>Mounting type</b>	
<ul style="list-style-type: none"> <li>• of modules and accessories</li> </ul>	Floor mounting
<b>Height</b>	158.4 mm
<b>Width</b>	85 mm
<b>Depth</b>	75 mm
<b>Shape of the installation opening</b>	round

### Accessories

<b>Number of labels</b>	3
<b>Marking of the name plate for command devices</b>	A = O / B = I / C = II
<b>Color of the label</b>	A = black / B = black / C = black
<b>Number of inscription plates</b>	0

### Certificates/approvals

General Product Approval	Declaration of Conformity
--------------------------	---------------------------



Declaration of Conformity	Test Certificates	Marine / Shipping
---------------------------	-------------------	-------------------

[Miscellaneous](#)

[Type Test Certificates/Test Report](#)



Marine / Shipping	other
-------------------	-------



[Confirmation](#)

### Further information

**Information- and Downloadcenter (Catalogs, Brochures,...)**

<http://www.siemens.com/industrial-controls/catalogs>

**Industry Mall (Online ordering system)**

<https://mall.industry.siemens.com/mall/en/en/Catalog/product?mlfb=3SU1853-0AD00-2AB1>

**Cax online generator**

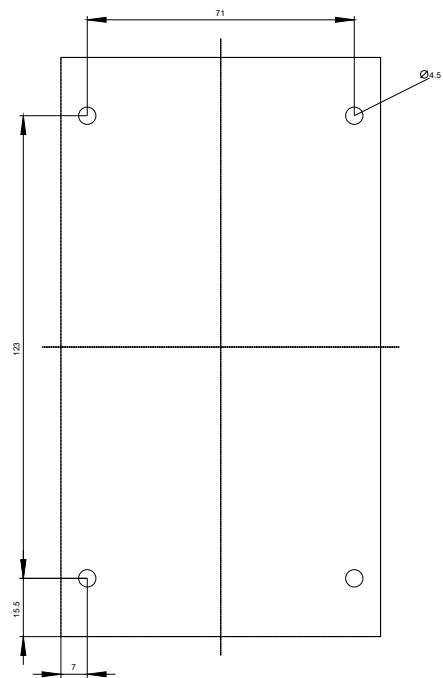
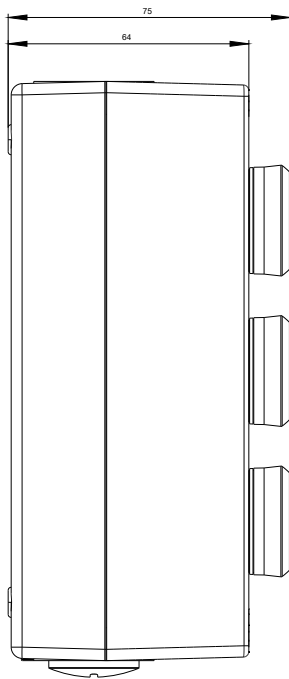
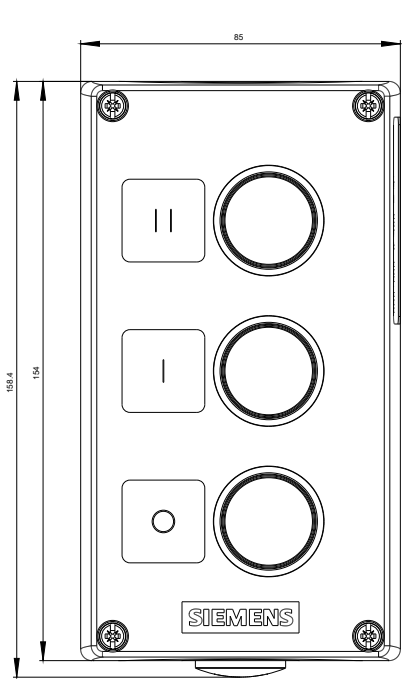
<http://support.automation.siemens.com/WW/CAXorder/default.aspx?lang=en&mlfb=3SU1853-0AD00-2AB1>

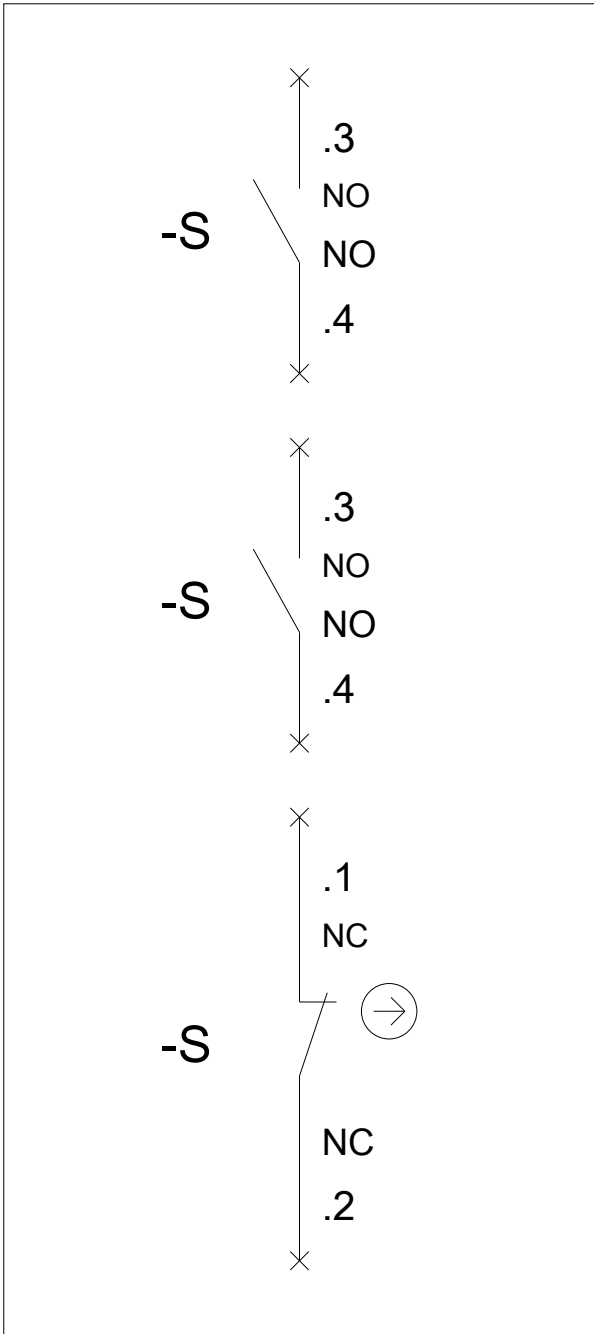
**Service&Support (Manuals, Certificates, Characteristics, FAQs,...)**

<https://support.industry.siemens.com/cs/ww/en/ps/3SU1853-0AD00-2AB1>

**Image database (product images, 2D dimension drawings, 3D models, device circuit diagrams, EPLAN macros, ...)**

[http://www.automation.siemens.com/bilddb/cax\\_de.aspx?mlfb=3SU1853-0AD00-2AB1&lang=en](http://www.automation.siemens.com/bilddb/cax_de.aspx?mlfb=3SU1853-0AD00-2AB1&lang=en)





last modified:

09/05/2019