




Extract from our online catalogue:

pms-15/CF/A1

Current to: 2025-10-02



The design of the wash-down stainless steel housing with no crevices and dirt edges makes pms sensor perfectly suited to intensive cleaning and disinfection.

## HIGHLIGHTS

- › Innovative housing in Washdown Design › easy to clean, EHEDG certified
- › Two stainless-steel housings › for use in the food and pharmaceutical industry
- › PTFE membrane › for protection against aggressive media
- › Sealed against the housing with an O-ring made from FKM › for the highest possible chemical resistance
- › ECOLAB certified and FDA-compliant materials
- › IO-Link interface › for support of the new industry standard
- › UL Listed to Canadian and US safety standards

## BASICS

- › 1 Push-Pull switching outputs › pnp or npn basis
- › Analogue output 4–20 mA or 0–10 V
- › 4 detection ranges with a measurement range of 20 mm to 1.3 m
- › Temperature compensation
- › 9–30 V operating voltage
- › LinkControl › for configuration of sensors from a PC




# Description

## The pms ultrasonic sensors


are designed for the most demanding hygienic requirements according to EHEDG guidelines. Two versions of the sensor are available: D12 adapter shaft and D12 bayonet catch. The standard version D12 adapter shaft is mounted with a hygienic screw connection BF-pms/A1 or an adequate mounting clip.

The innovative design of the stainless steel housing ensures that the pms sensor has no horizontal surfaces in almost all conceivable installation positions. Even with horizontal installation of the hygienic sensor for measuring vertical downwards, the rear side of the housing maintains an angle of  $\geq 3^\circ$ . Cleaning fluids can safely drain off the housing.



*Rear side of the housing with an incline of  $\geq 3^\circ$*

The smooth stainless steel housing has a roughness depth of  $Ra < 0.8 \mu m$  and has no crevices and dirt edges. Besides the sensor design, the right material is crucial. The ultrasonic transducer is protected by a PTFE foil and withstands chemically aggressive cleaning agents and disinfectants. The pms has a high endurance and is ECOLAB certified.



*Stainless-steel sensor in wash-down design, all horizontal surfaces are at least inclined by  $3^\circ$*

## For the pms hygiene sensors

there are 2 output stages and 4 detection ranges available:



1 Push-Pull switching output with pnp or npn switching technology



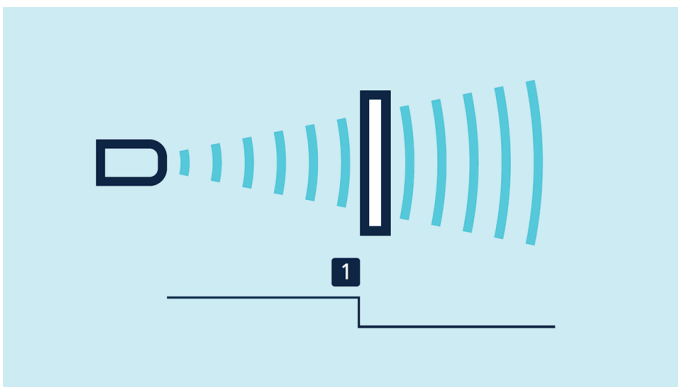
1 analogue output 4–20 mA or 0–10 V

### Sensors with switching output have three operating modes:

- › Single switching point
- › Two-way reflective barrier
- › Window mode

### Teach-in of a single switching point

- › Place object to be detected (1) at the desired distance
- › Apply  $+U_B$  to pin 2 for about 3 seconds
- › Then apply  $+U_B$  to pin 2 again for about 1 second

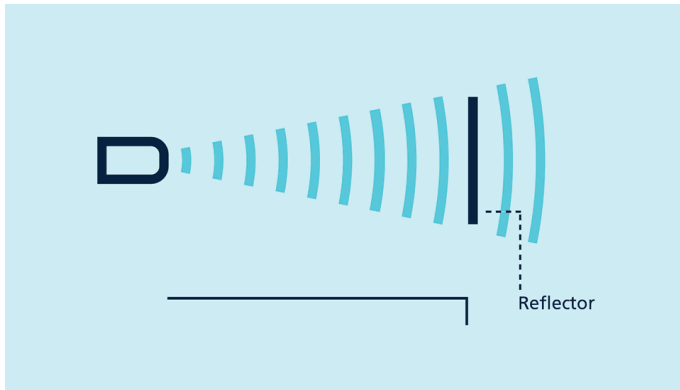


*Teach-in of a switching point*

### Teach-in of a two-way reflective barrier

with a fixed reflector

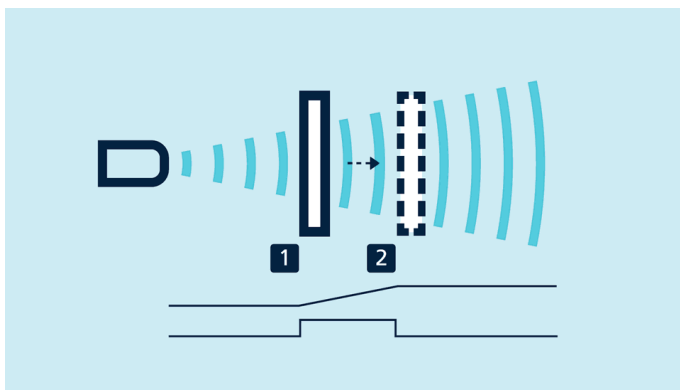
- › Apply  $+U_B$  to pin 2 for about 3 seconds
- › Then apply  $+U_B$  to pin 2 again for about 10 seconds



*Teach-in of a two-way reflective barrier*

### For setting an analogue output

- › initially position the object to be detected on the sensor-close window limit (1)
- › Apply  $+U_B$  to pin 2 for about 3 seconds
- › Move the object to the sensor-distant window limit (2)
- › Then apply  $+U_B$  to pin 2 again for about 1 second



*Teach-in of an analogue characteristic or a window with two switching points*

### To set a window


with two switching points on a single switch output, the procedure is the same as setting the analogue.

### NCC/NOG

and rising/falling analogue characteristic curve can also be set via pin 2.

### LinkControl

consist of **LinkControl-Adapter** LCA-2 and **LinkControl-Software** and permits the configuration of pms sensors via PC or laptop with all conventional Windows® operating systems. For configuration of pms sensors, the additional adapter **5G/M12-4G/M12/M8** is needed.



*Hygiene sensor connected to the PC via LCA-2 for programming*

### With the hygienic screw connection

BF-pms/A1 (accessory), the pms sensor is mounted hygienically. The screw connection has a ECOLAB and EHEDG certificate.

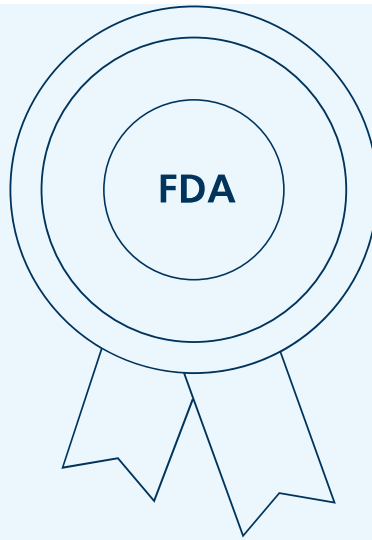


*pms sensor and sensor screw connection in wash-down design*

### IO-Link integrated

in version 1.1. The pms ultrasonic sensors are equipped with Smart Sensor Profile, which creates more transparency between IO-Link devices.

## Excellent set-up



### The compact pms ultrasonic sensor

is made of stainless steel and FDA-conform materials.



### Ensures high resistance


to cleaning agents in areas coming into contact with products in the pharmaceuticals, food and beverage industry.



### The innovative hygiene design

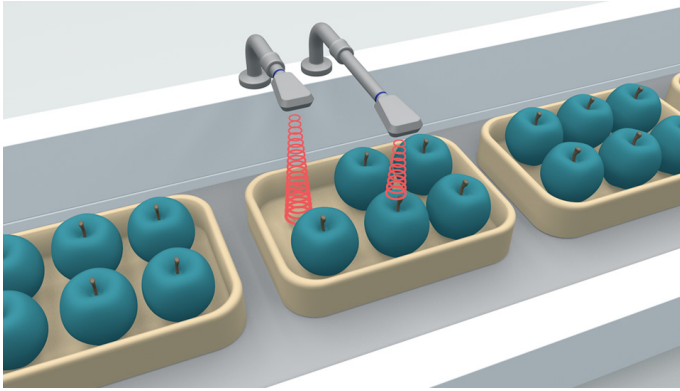
was designed in accordance with EHEDG guidelines. The pms sensor version D12-adapter shaft is EHEDG-certified.

## Versatile applications




### Beverage industry

The pms ultrasonic sensor detects glass and PET bottles in operating mode and withstands the cleaning intervals of filling machines. The sensor is mounted with the hygienic sensor mounting BF-pms/A1. For example, **pms-25/F** ... with Push-Pull switching output to count bottles.



### Within the food industry

containers have to be counted or positioned, volume flow checked on conveyor belts, or food items have to be controlled on filling level and completeness. Two pms ultrasonic sensors monitor the completeness of apples in packaging boxes. For example, 2 x **pms-25/F** ... each with Push-Pull switching output for height control.



### Within the pharma industry

ampoules and glass vials have to be counted and the volume flow in the filling level process has to be controlled. On a turntable, a pms sensor controls the volume flow of glass vials ahead of the filling line. For example, **pms-35/U** ... with voltage output 0-10 V.

© 2025 microsonic GmbH

### Imprint

**microsonic GmbH**

Phoenixseestraße 7

44263 Dortmund

T +49 231 97 51 51 0

**Your sales contact:**

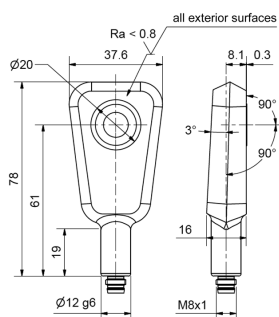
T +49 231 97 51 51 82

E [sales@microsonic.de](mailto:sales@microsonic.de)

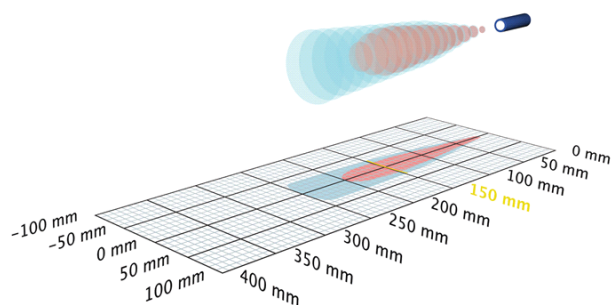
Contact form

# pms-15/CF/A1

## scale drawing



## detection zone



1 x Push-Pull



250 mm

measuring range	20 - 250 mm
design	Innovative housing design in washdown
operating mode	IO-Link proximity switch/reflective mode reflective barrier window mode
description	The pms ultrasonic sensor in stainless steel housing is designed according to EHEDG guidelines.
particularities	hohe Chemiebeständigkeit Edelstahlausführung IO-Link UL Listed Hygienic Design ECOLAB EHEDG (TYPE EL Class I AUX)

## ultrasonic-specific

means of measurement	echo propagation time measurement
transducer frequency	380 kHz
blind zone	20 mm
operating range	150 mm
maximum range	250 mm
resolution	0.10 mm
reproducibility	± 0.15 %
accuracy	± 1 % (temperature drift internally compensated)

# pms-15/CF/A1

---

## electrical data

operating voltage $U_B$	10 - 30 V d.c., reverse polarity protection
voltage ripple	$\pm 10 \%$
no-load current consumption	$\leq 40 \text{ mA}$
type of connection	4-pin M8 initiator plug

# pms-15/CF/A1

## outputs

output 1	switching output Push-Pull, $U_B=3\text{ V}$ , $-U_B+3\text{ V}$ , $I_{\max} = 100\text{ mA}$
switching hysteresis	2.0 mm
switching frequency	25 Hz
response time	32 ms
delay prior to availability	< 300 ms

## inputs

input 1	com input teach-in input
---------	-----------------------------

## IO-Link

product name	pms-15/CF/A1
product ID	35000
SIO mode support	yes
COM mode	COM2 (38,4 kBaud)
min. cycle time	8 ms
format of process data	4 Byte
content of process data	Bit 0: Q1 switch status; Bit 8-15: scale (Int. 8); Bit 16-31: measured value (Int. 16)
ISDU paramter	Identification, measuring configuration, switched output, filter, temperature compensation, operation
system commands	SP1 Teach-in, SP2 Teach-in, factory settings
Smart Sensor Profile	yes
IODD version	IODD version 1.1

## housing

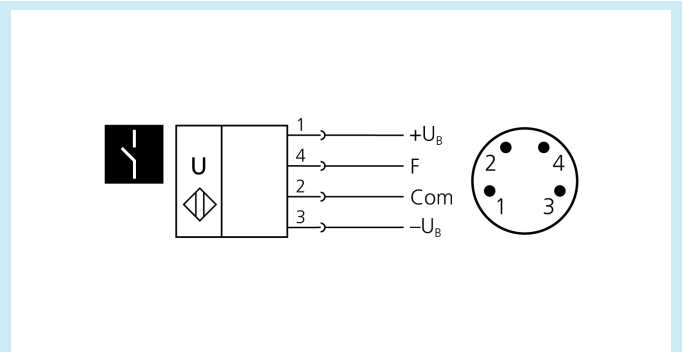
material	stainless steel
ultrasonic transducer	coated with PTFE film, FKM O-ring
class of protection to EN 60529	IP 66, IP 67, IP 68
cleaning temperature	85°C
operating temperature	-25°C to +70°C
storage temperature	-40°C to +85°C
weight	140 g

# pms-15/CF/A1

## technical features/characteristics

temperature compensation	yes
controls	com input
scope for settings	Teach-in via com input on pin 2 LCA-2 with LinkControl IO-Link
particularities	hohe Chemiebeständigkeit Edelstahlausführung IO-Link UL Listed Hygienic Design ECOLAB EHEDG (TYPE EL Class I AUX)

## pin assignment



order no.

**pms-15/CF/A1**

The content of this document is subject to technical changes.  
Specifications in this document are presented in a descriptive way  
only. They do not warrant any product features.