



Connectors > D-Shaped Connectors > D-Sub Connectors > Panel Mount D-Sub Connectors



Connector & Housing Type: **Plug**  
Connector System: **Cable-to-Cable**  
Connector Mounting Type: **Panel Mount**  
Number of Positions: **9**  
Power/Signal/Coax Combination: **Yes**

Features

Product Type Features

Connector & Housing Type	Plug
Connector System	Cable-to-Cable
Connector Shell Size	3
Sealable	No
Connector & Contact Terminates To	Wire & Cable

Configuration Features

Number of Positions	9
Power/Signal/Coax Combination	Yes

Body Features

Front Shell Material	Steel
Mating Retention Feature Material	Stainless Steel
D-Sub Connector Insert Arrangement	9C4
Rear Shell Plating Material	Tin
Rear Shell Material	Steel
Front Shell Plating Material	Tin

Contact Features

Contact Options	Order Separately
Contact Type	Pin
Contact Size	Size 20, Size 8



Contact Current Rating (Max)	7.5 A, 32 A
------------------------------	-------------

Termination Features

Termination Method to Wire & Cable	Crimp
------------------------------------	-------

Mechanical Attachment

Mounting Hole Diameter	3.05 mm[.12 in]
Connector Mounting Type	Panel Mount
Mating Alignment	Without

Housing Features

Centerline (Pitch)	2.77 mm[.109 in]
--------------------	------------------

Usage Conditions

Operating Temperature Range	-55 – 125 °C[-67 – 257 °F]
-----------------------------	----------------------------

Operation/Application

Circuit Application	Power & Signal
---------------------	----------------

Packaging Features

Packaging Method	Package
------------------	---------

Product Compliance

For compliance documentation, visit the product page on TE.com>

EU RoHS Directive 2011/65/EU	Compliant
EU ELV Directive 2000/53/EC	Compliant
China RoHS 2 Directive MIIT Order No 32, 2016	No Restricted Materials Above Threshold
EU REACH Regulation (EC) No. 1907/2006	Current ECHA Candidate List: JAN 2025 (247) Candidate List Declared Against: JAN 2023 (233) Does not contain REACH SVHC
Halogen Content	Not Low Halogen - contains Br or Cl > 900 ppm.
Solder Process Capability	Wave solder capable to 265°C

Product Compliance Disclaimer

This information is provided based on reasonable inquiry of our suppliers and represents our current actual knowledge based on the information they provided. This information is subject to change. The part numbers that TE has identified as EU RoHS compliant have a maximum concentration of 0.1% by weight in homogenous materials for lead, hexavalent chromium, mercury, PBB, PBDE, DBP, BBP, DEHP, DIBP, and 0.01% for cadmium, or qualify for an exemption to these limits as defined in the Annexes of Directive 2011/65/EU (RoHS2). Finished electrical and electronic equipment products will be CE marked as required by Directive 2011/65/EU. Components may not be CE marked. Additionally, the part



numbers that TE has identified as EU ELV compliant have a maximum concentration of 0.1% by weight in homogenous materials for lead, hexavalent chromium, and mercury, and 0.01% for cadmium, or qualify for an exemption to these limits as defined in the Annexes of Directive 2000/53/EC (ELV). Regarding the REACH Regulation, the information TE provides on SVHC in articles for this part number is based on the latest European Chemicals Agency (ECHA) ‘Guidance on requirements for substances in articles’ posted at this URL: <https://echa.europa.eu/guidance-documents/guidance-on-reach>

Compatible Parts




TE Part # 318813-1  
EXTRACTION TOOL ASSY


Customers Also Bought



TE Part #3-1939756-6  
.5FHP08H,220,S,GIG,30/Sn,HT,NS



TE Part #51863-4  
TERMINAL,PIDG R IR 18 6



TE Part #CSE-SGAM-305-SGAM  
SMA to SMA 305mm RG316



TE Part #7-2213766-9  
AV19 DPL 3A POWER LED BLUE 24V



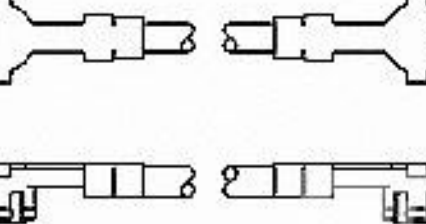
TE Part #001-0001-L  
ANTENNA,2.4 GHZ Dipole



TE Part #7-1393246-4  
W23-X1A1G-40=W23/W31



TE Part #7-1393254-0  
W92-X112-15=M6/M7/M9/W6/W7



TE Part #1064524-1  
9960 1100 24



TE Part #3-2176330-5  
CRGP 2010 6K8 1%



TE Part #5555154-2  
MJ,R/A,LP,F6P/4C,SHLD,PNL,TRAY

Documents

Product Drawings



PLUG ASSY,9C4,AMPLIMITE

English

CAD Files

3D PDF

3D

Customer View Model

ENG\_CVM\_CVM\_212498-4\_AA.2d\_dxf.zip

English

Customer View Model

ENG\_CVM\_CVM\_212498-4\_AA.3d\_igs.zip

English

Customer View Model

ENG\_CVM\_CVM\_212498-4\_AA.3d\_stp.zip

English

By downloading the CAD file I accept and agree to the [Terms and Conditions](#) of use.