



Connectors > D-Shaped Connectors > D-Sub Connectors > Solder D-Sub Connectors



Connector & Housing Type: **Receptacle**

Connector System: **Wire-to-Board**

Number of Positions: **15**

Connector Shell Size: **2**

Mating Retention: **With**

Features

Product Type Features

Connector & Housing Type	Receptacle
Connector System	Wire-to-Board
Connector Shell Size	2
Sealable	No
Connector & Contact Terminates To	Printed Circuit Board

Configuration Features

Number of Positions	15
---------------------	----

Body Features

Shell Plating Material	Tin
Primary Product Color	Black

Contact Features

Contact Base Material	Copper Alloy
Contact Options	Order Separately
Contact Current Rating (Max)	2.2 A

Mechanical Attachment

Mating Retention	With
Mating Retention Type	4-40 Screwlock
Connector Mounting Type	Board Mount

Housing Features



Housing Material	Thermoplastic
Shell Material	Steel
Centerline (Pitch)	2.74 mm[.108 in]

Usage Conditions

Operating Temperature Range	-55 – 125 °C[-67 – 257 °F]
-----------------------------	----------------------------

Operation/Application

Circuit Application	Signal
---------------------	--------

Industry Standards

UL Flammability Rating	UL 94V-0
------------------------	----------

Product Compliance

For compliance documentation, visit the product page on TE.com>

EU RoHS Directive 2011/65/EU	Compliant with Exemptions
EU ELV Directive 2000/53/EC	Compliant with Exemptions
China RoHS 2 Directive MIIT Order No 32, 2016	Restricted Materials Above Threshold
EU REACH Regulation (EC) No. 1907/2006	Current ECHA Candidate List: JAN 2025 (247) Candidate List Declared Against: JUNE 2024 (241) SVHC > Threshold: Pb (3.6% in Component Part) Article Safe Usage Statements: Do not eat, drink or smoke when using this product. Wash thoroughly after handling. Recycle if possible and dispose of the article by following all applicable governmental regulations relevant to your geographic location.
Halogen Content	Not Low Halogen - contains Br or Cl > 900 ppm.
Solder Process Capability	Wave solder capable to 265°C

Product Compliance Disclaimer

This information is provided based on reasonable inquiry of our suppliers and represents our current actual knowledge based on the information they provided. This information is subject to change. The part numbers that TE has identified as EU RoHS compliant have a maximum concentration of 0.1% by weight in homogenous materials for lead, hexavalent chromium, mercury, PBB, PBDE, DBP, BBP, DEHP, DIBP, and 0.01% for cadmium, or qualify for an exemption to these limits as defined in the Annexes of Directive 2011/65/EU (RoHS2). Finished electrical and electronic equipment products will be CE marked as required by Directive 2011/65/EU. Components may not be CE marked. Additionally, the part numbers that TE has identified as EU ELV compliant have a maximum concentration of 0.1% by weight in homogenous materials for lead, hexavalent chromium, and mercury, and 0.01% for cadmium, or qualify for an exemption to these limits as defined in the Annexes of Directive 2000/53/EC (ELV). Regarding the REACH Regulation, the information TE provides on SVHC in articles for this part number is based on the latest European Chemicals Agency (ECHA) ‘Guidance on requirements for substances in articles’ posted at this URL: <https://echa.europa.eu/guidance-documents/guidance-on-reach>



Compatible Parts



TE Part # 3-1392010-3
V23529B1225C215=SUB D STIFTLEI



TE Part # CAT-AM7-H3
IDC D-Sub: Plug Assembly, Low Profile, Signal, 2.77 mm




TE Part # 1-745494-7
PLUG ASSY,15P,HDE,MS




TE Part # 1-745494-5
15 HDE MS PLUG,22-26,LEAD FREE


Customers Also Bought




TE Part #925370-2
MOD IV REC HSG, 2X2P




TE Part #1658615-3
15 POS HDF PLUG, AP, LEAD FREE



TE Part #5-825437-0
MODU 2 PIN HEADER



TE Part #1-825440-2
MOD 2 PINHDR 2X12P.



TE Part #224064-E
M12 FEMALE, A CODE, 5P, 17MM SMT

Document

- CAD Files

Customer View Model

[ENG_CVM_1393481-1_A3.3d_igs.zip](#)

English

Customer View Model

[ENG_CVM_1393481-1_A3.3d_stp.zip](#)

English

Customer View Model

[ENG_CVM_1393481-1_A3.2d_dxf.zip](#)

English

3D PDF

English

By downloading the CAD file I accept and agree to the [Terms and Conditions](#) of use.

Datasheets & Catalog Pages

[AMPLIMITE Subminiature D Connectors - Right-Angle Posted Connectors](#)



English