

Features

- Compact Design
- Preset Limit Switches
- Input Voltage 24VDC
- Stroke 150mm
- IP54
- Duty Cycle 10%

RS PRO Linear Actuators

RS Stock No.: 177-4506



RS PRO is the own brand of RS. The RS PRO Seal of Approval is your assurance of professional quality, a guarantee that every part is rigorously tested, inspected, and audited against demanding standards. Making RS PRO the Smart Choice for our customers.

Product Description

MD7 is a quiet and powerful actuator up to 6000N thrust, designed for medical and homecare applications.

Main Application: Medical, furniture

General Specifications

Actuator Type	ACME Screw
Motor Technology	DC Motor
Control	S - Limit Switch
Series	MD7
Colour	Grey
Duty Cycle	10% or 2 min of continuous operation in 20 min.
Housing	Plastic moulding, aluminium cover tube

Electrical Specifications

Input Voltage	24VDC
Current No Load	0.6A at 24VDC
Current Full Load	2.9A at 24VDC
Motor Power	70W
Maximum Acceleration	N/A
Maximum Load	3000N Push/Pull
Maximum Speed No Load	11.0mm/s
Maximum Speed Full Load	8.2mm/s
No Load Torque	N/A
Maximum Force Lifting	3000N
Noise Level	≤50dB
Motor	Permanent magnet motor 24V DC/ 3300rpm
Connection	Detachable Grey PVC V type 4 pin DIN to V type 4 pin DIN Cable
Positioning Feedback	N/A


Mechanical Specifications

Maximum Stroke Length	150mm
Brake	N/A
Spindle Type	8mm pitch
Gear Ratio	N/A
Front Connector	Drilled Hole, 10mm
Rear Connector	Drilled Hole, 10mm
Clevis Ends	Yes
Screw	ACME screw
Overall Length Closed	370mm
Weight	2.02Kg or 2020g
Ambient Operation Temperature	-20°C to 65°C
Storage Temperature	-20°C to 65°C
IP Rating	IP54

Approvals

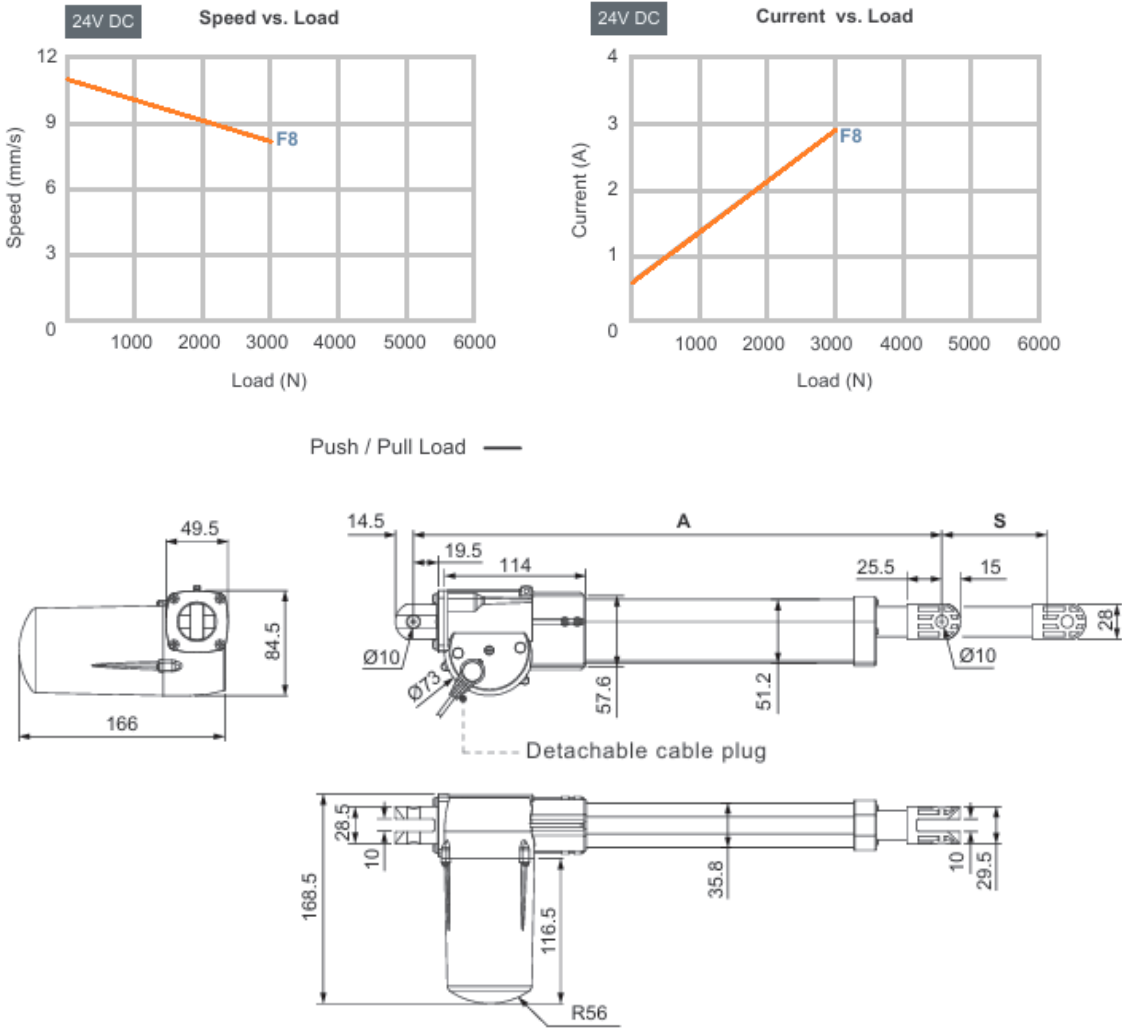
Compliance/Certifications	CE / EN55014-1:2017+A11:2020
Declarations	EN 55014-2:2015

Accessories

Accessory	RS PRO Product Number
Controller	1774526
	

Accessory	RS PRO Product Number
Handset	2180871
	

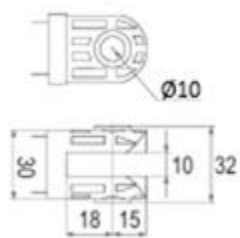
Other Specifications



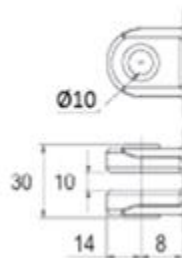
A	338mm
B	488mm

Linear Actuators

• Front Connector



• Rear Connector



4 Pin DIN Plug Pin Out

