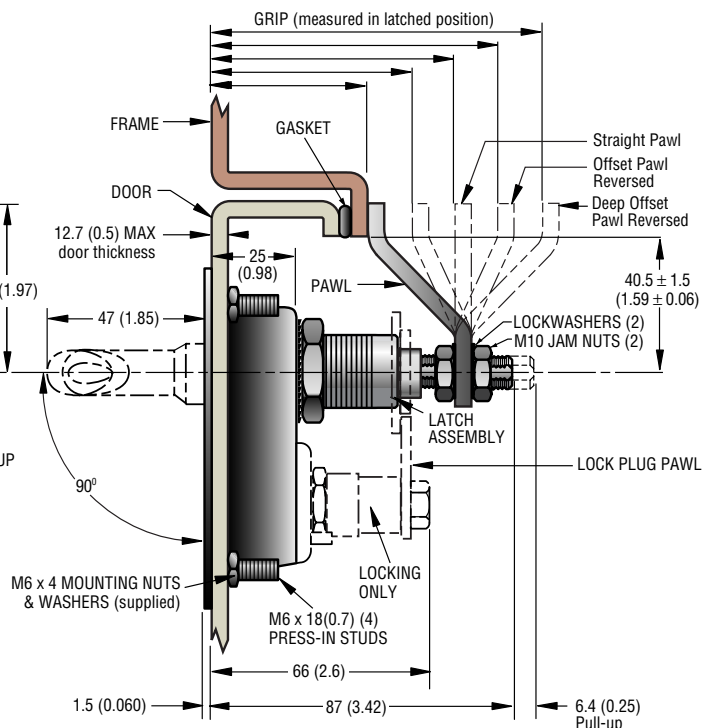
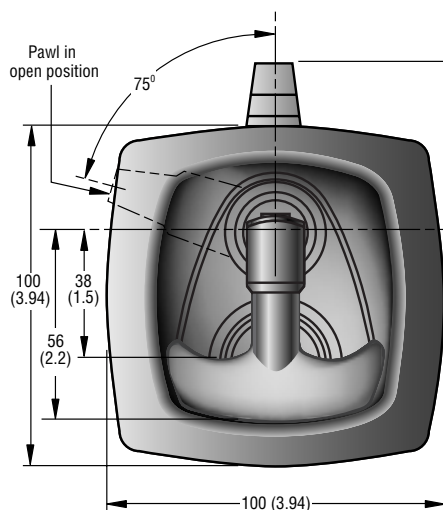
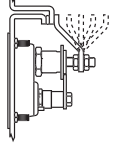
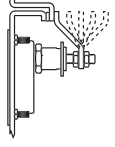


Southco® Compression Latches

Vise Action Series, Folding T-handle Style with Cup

Locking and Non-Locking Version



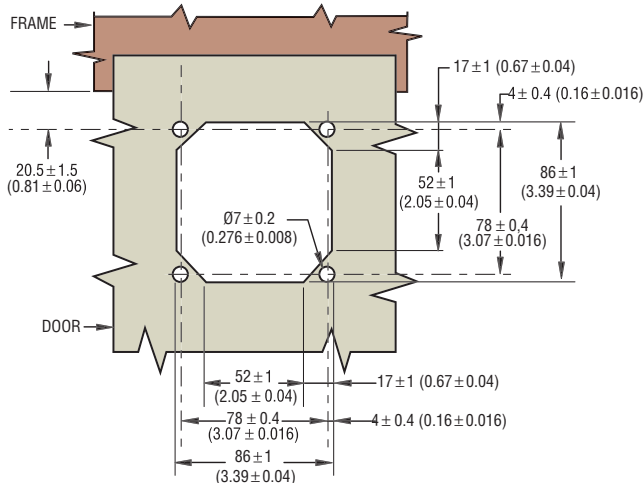
TYPE	GRIP RANGE		PART NUMBERS (Layer packed 15 piece minimum, sold in multiples of 15.)†
	MIN	MAX	
Locking 	41.8 (1.65)	50.9 (2.00)	N4-1-303-1-5*
	54.5 (2.15)	63.6 (2.50)	N4-1-303-2-5*
	67.2 (2.65)	76.3 (3.00)	N4-1-303-3-5‡
	79.9 (3.15)	89 (3.50)	N4-1-303-2-5*
	92.6 (3.65)	101.7 (4.00)	N4-1-303-1-5*
Non-Locking 	36.4 (1.43)	50.9 (2.00)	N4-1-301-1-5*
	49.1 (1.93)	63.6 (2.50)	N4-1-301-2-5*
	61.8 (2.43)	76.3 (3.00)	N4-1-301-3-5‡
	74.5 (2.93)	89 (3.50)	N4-1-301-2-5*
	87.2 (3.43)	101.7 (4.00)	N4-1-301-1-5*

* The same pawl (curved forward or reversed) is supplied for both short and long grips.

‡ For intermediate grip, straight pawl is supplied.

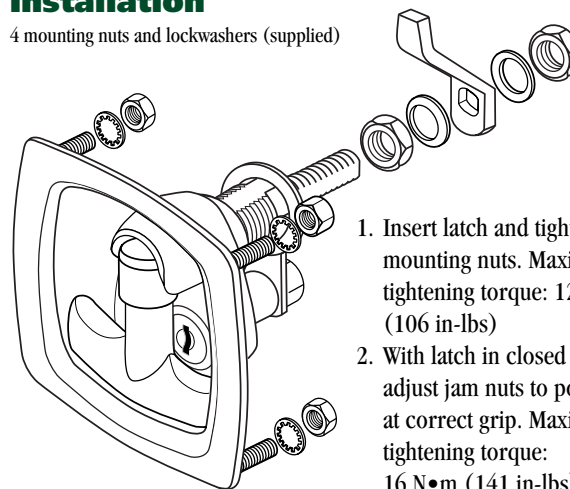
† For individually packaged assemblies, add -2 to the end of the part number. Example (N4-1-303-1-5-2)

Panel Preparation



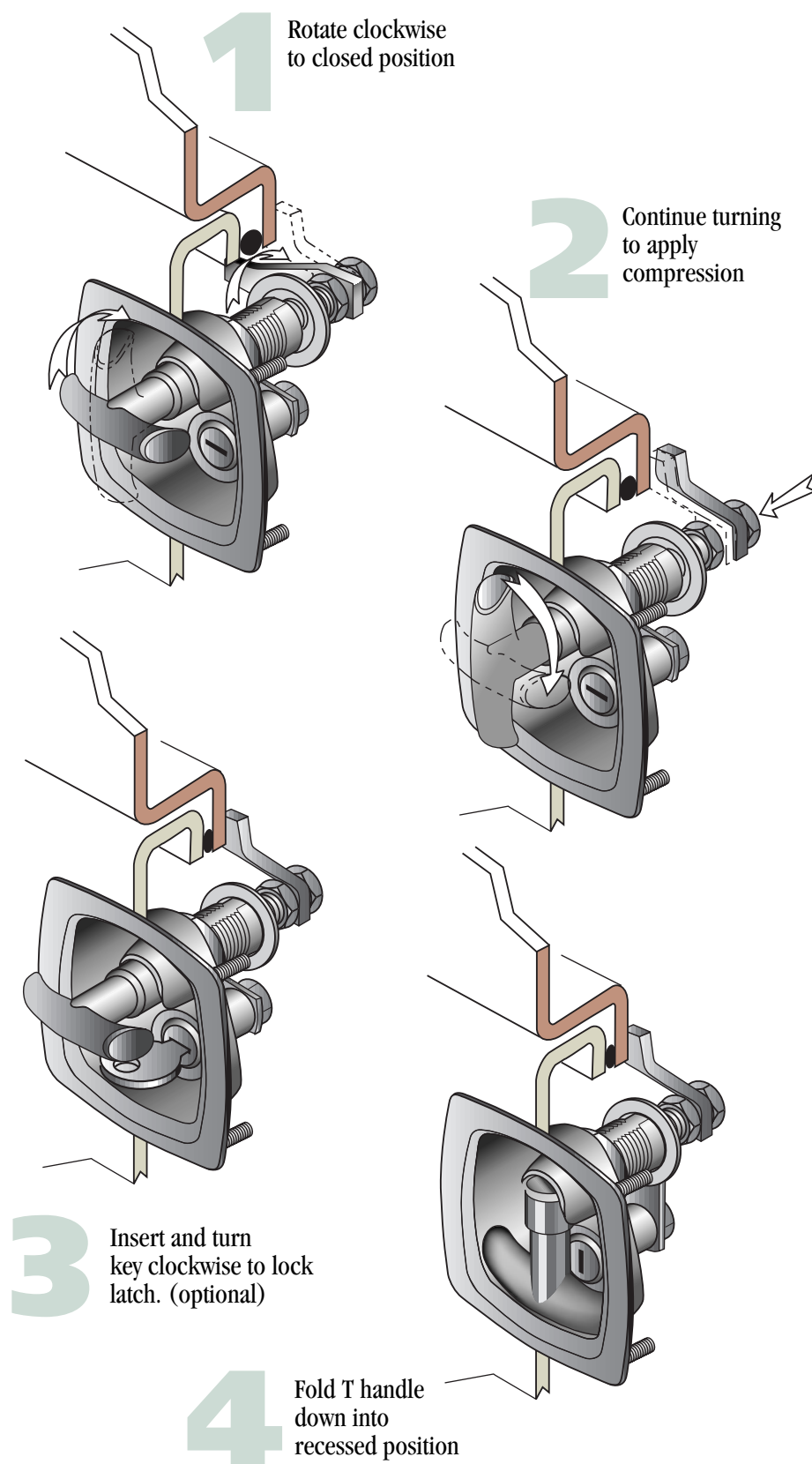
Installation

4 mounting nuts and lockwashers (supplied)



1. Insert latch and tighten 4 mounting nuts. Maximum tightening torque: 12 N•m (106 in-lbs)
2. With latch in closed position, adjust jam nuts to position pawl at correct grip. Maximum tightening torque: 16 N•m (141 in-lbs)

Operation/Function



Material and Finish

CUP: 1010 Steel, black powder coated.

HOUSING, CAP AND HANDLE: Die-cast zinc, black powder coated.

RETAINER and SPRING: 302 Stainless Steel, natural.

'O' RING AND DETENT RUBBER: Buna-N rubber, natural.

CAM AND SLEEVE: 1075 Case hardened steel, DACROSEALED.†

SHAFT, NUTS: Low carbon steel, zinc plate, chromate plus sealer.

M22 MOUNTING NUT: Die-cast zinc, acrylic latex sealer.

PAWL: 1010 Steel, zinc plate, chromate plus sealer.

PIN: 1008 Steel, zinc plate plus yellow chromate dip.

M10: LOCKWASHERS: Spring steel, black phosphate

M6 MOUNTING NUT: Steel, zinc plate

M6 and M22 LOCKWASHERS: Spring steel, zinc alloy plate, bright chromate plus sealer.

DETENT PIN: 304 Stainless Steel, natural.

FOR LOCKING VERSION

LOCKPLUG: Die-cast zinc, nickel plate and passivate.

LOCKING DISK: 1010 Steel, zinc plate, chromate plus sealer.

LOCK PLUG PAWL and LOCK PLUG

SCREW: Low carbon steel, zinc plate, chromate plus sealer.

LOCKPLUG MOUNTING NUT: Brass, natural.

KEYS: Brass, Nickel plate.

†Registered trademark of Metal Coatings International, Inc.

Product Strength Guidelines

(To assist in your product selection; samples are available for your evaluation.)

Maximum working load: 600N (136 lbs.)

Average ultimate load: 1200N (272 lbs.)

Average compression force: 300N (67 lbs.)

(Compression force applied to the frame when the T-handle is turned by hand)

millimeter (inch)

millimeter
(inch)

Dimensions without tolerances are for reference only.