
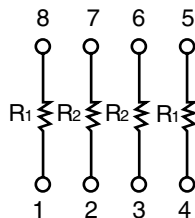


Molded, 50 Mil Pitch, Dual-In-Line Resistor Network



Vishay Thin Film ORN series Dividers provide optimum ratio precision, small size and exceptional stability for most applications. They offer a wide ratio range that is listed in the selection guide and are available for immediate delivery. The tight ratio tolerance offered on the standard ratios will provide exceptional performance throughout life.

SCHEMATIC



FEATURES

- Lead (Pb)-free available
- 0.068" (1.73 mm) maximum seated height
- Rugged molded case construction with no internal solder (JEDEC MS-012 standard)
- Passivated nichrome
- Low temperature coefficient (± 25 ppm/ $^{\circ}$ C)


RoHS*
COMPLIANT

TYPICAL PERFORMANCE

	ABS	TRACKING
TCR	25	5
	ABS	RATIO
TOL	0.1	0.05

STANDARD RESISTANCE OFFERING (R₁/R₂)

RATIO	R ₁	R ₂
100:1	100K	1K
50:1	50K	1K
25:1	25K	1K
20:1	20K	1K
10:1	10K	1K
5:1	10K	2K
2:1	10K	5K

STANDARD ELECTRICAL SPECIFICATIONS

TEST	SPECIFICATIONS	CONDITIONS
Material	Passivated nichrome	
TCR:	Tracking	± 5 ppm/ $^{\circ}$ C
	Absolute	± 25 ppm/ $^{\circ}$ C
Tolerance:	Ratio	± 0.05 %
	Absolute	± 0.1 %
Power Rating:	Resistor	100 mW
	Package	400 mW
Stability:	ΔR Absolute	500 ppm
	ΔR Ratio	150 ppm
Voltage Coefficient	< 0.1 ppm/V	
Working Voltage	50 V (max.)	
Operating Temperature Range	- 55 $^{\circ}$ C to + 125 $^{\circ}$ C	
Storage Temperature Range	- 55 $^{\circ}$ C to + 150 $^{\circ}$ C	
Noise	$< - 30$ dB	
Thermal EMF	0.08 μ V/ $^{\circ}$ C	
Shelf Life Stability:	Absolute	100 ppm
	Ratio	20 ppm
		1 year at + 25 $^{\circ}$ C
		1 year at + 25 $^{\circ}$ C

Note: Tantalum Nitride film is custom, consult factory

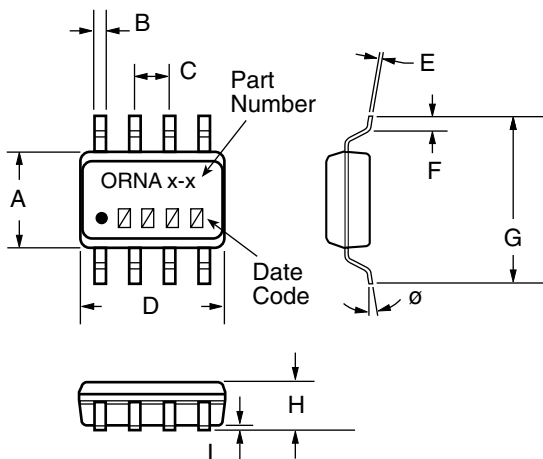
* Pb containing terminations are not RoHS compliant, exemptions may apply

ORN (Divider)

Vishay Thin Film Molded, 50 Mil Pitch, Dual-In-Line Resistor Network



DIMENSIONS AND IMPRINTING in inches and millimeters



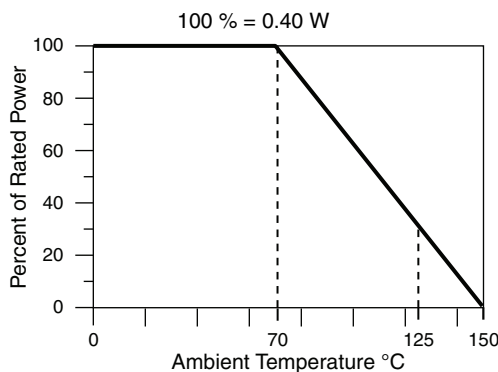
DIMENSION	INCHES	MM
A	0.157	3.99
B	0.0165 ± 0.005	0.4 ± 0.06
C	0.050	1.27
D	0.195 max.	4.93
E	0.008 ± 0.001	0.20 ± 0.03
F	0.028 ± 0.001	0.71 ± 0.02
G	0.239 ± 0.005	6.07 ± 0.13
H	0.068 max.	1.73
I	0.008 ± 0.002	0.22 ± 0.06
Ø	2° to 6°	

Notes

1. Leads are within 0.005" (0.13 mm) of true position
2. Leads coplanar to ± 0.004" (± 0.50 mm)
3. Marking - VISHAY Symbol, Part Number from Ordering Information

MECHANICAL SPECIFICATIONS	
Resistive Element	Passivated nichrome
Body	Molded epoxy
Package Format	JEDEC MS-012
Terminals	Copper alloy
Solderability	Per MIL-PRF-83401
Marking Resistance to Solvents	Permanency testing per MIL-PRF-83401
Lead (Pb)-free Option	100 % Matte tin
Lead (Pb)-free Finish	Plated

DERATING CURVE



GLOBAL PART NUMBER INFORMATION

New Global Part Numbering: ORNA5-1UF (preferred part number format)

O	R	N	A	5	-	1	U	F			
O	R	N	T	A	1	0	0	-	1	U	F

GLOBAL MODEL (4 or 5 digits)	RESISTANCE (3, 4 or 5 digits)	PACKAGING
ORNA (Tin/Lead) ORNTA (Lead (Pb)-free) (e3)	2-1 5-1 10-1 20-1 25-1 50-1 100-1	TAPE AND REEL T0 = 100 Min 100 Mult T1 = 1000 Min 1000 Mult T3 = 300 Min 300 Mult T5 = 500 Min 500 Mult TF = Full Reel 3000 TS = 100 Min 1 Mult UF = TUBED

Historical Part Number example: ORNA2-1 (will continue to be accepted)

ORNA2-1	2:1	10K	5K	2
PART NUMBER	DIVIDER NETWORK	R ₁ VALUE	R ₂ VALUE	R ₁ /R ₂ RATIO



Disclaimer

All product specifications and data are subject to change without notice.

Vishay Intertechnology, Inc., its affiliates, agents, and employees, and all persons acting on its or their behalf (collectively, "Vishay"), disclaim any and all liability for any errors, inaccuracies or incompleteness contained herein or in any other disclosure relating to any product.

Vishay disclaims any and all liability arising out of the use or application of any product described herein or of any information provided herein to the maximum extent permitted by law. The product specifications do not expand or otherwise modify Vishay's terms and conditions of purchase, including but not limited to the warranty expressed therein, which apply to these products.

No license, express or implied, by estoppel or otherwise, to any intellectual property rights is granted by this document or by any conduct of Vishay.

The products shown herein are not designed for use in medical, life-saving, or life-sustaining applications unless otherwise expressly indicated. Customers using or selling Vishay products not expressly indicated for use in such applications do so entirely at their own risk and agree to fully indemnify Vishay for any damages arising or resulting from such use or sale. Please contact authorized Vishay personnel to obtain written terms and conditions regarding products designed for such applications.

Product names and markings noted herein may be trademarks of their respective owners.