




Terminals & Splices > Ring Terminals



Ring Terminal Product Type: Closed Ring Tongue Terminal

Wire Size: 119500 – 150500 CMA

Stud Size: 1/2, M12

Features

Product Type Features

|  |                             |
|--|-----------------------------|
| Ring Terminal Product Type             | Closed Ring Tongue Terminal |
| Stud Size                              | 1/2, M12                    |
| Sealable                               | No                          |
| Wire Insulation Support Retention Type | Non-Insulation Support      |

Configuration Features

|                 |   |
|-----------------|---|
| Number of Holes | 1 |
|-----------------|---|

Body Features

|                |          |
|----------------|----------|
| Product Weight | 28.579 g |
|----------------|----------|

Contact Features

|                           |          |
|---------------------------|----------|
| Barrel Type               | Closed   |
| Terminal Orientation      | Straight |
| Terminal Plating Material | Tin      |

Mechanical Attachment

|                         |         |
|-------------------------|---------|
| Wire Insulation Support | Without |
|-------------------------|---------|

Dimensions

|  |  |
|--|--|
|  |  |
|--|--|



|                        |                     |
|------------------------|---------------------|
| Wire Size              | 119500 – 150500 CMA |
| Stud Diameter          | 12.7 mm[.5 in]      |
| Tongue Thickness       | .79 mm[.031 in]     |
| Product Length         | 49.73 mm[1.96 in]   |
| Barrel Inside Diameter | 12.8 mm[.504 in]    |

Usage Conditions

|                   |             |
|-------------------|-------------|
| Insulation Option | Uninsulated |
|-------------------|-------------|

Operation/Application

|                                       |        |
|---------------------------------------|--------|
| Compatible With Wire Base Material    | Copper |
| Compatible With Wire Plating Material | Tin    |

Industry Standards

|                               |    |
|-------------------------------|----|
| Government Qualified Terminal | No |
|-------------------------------|----|

Packaging Features

|                    |             |
|--------------------|-------------|
| Packaging Quantity | 50          |
| Packaging Method   | Loose Piece |

Product Compliance

For compliance documentation, visit the product page on TE.com>

|   |  |
|---|--|
| EU RoHS Directive 2011/65/EU                  | Compliant  |
| EU ELV Directive 2000/53/EC                   | Compliant  |
| China RoHS 2 Directive MIIT Order No 32, 2016 | No Restricted Materials Above Threshold  |
| EU REACH Regulation (EC) No. 1907/2006        | Current ECHA Candidate List: JAN 2025 (247)<br>Candidate List Declared Against: JUNE 2024 (241)<br>Does not contain REACH SVHC |
| Halogen Content                               | Low Halogen - Br, Cl, F, I < 900 ppm per homogenous material. Also BFR/CFR/PVC Free  |
| Solder Process Capability                     | Not applicable for solder process capability   |


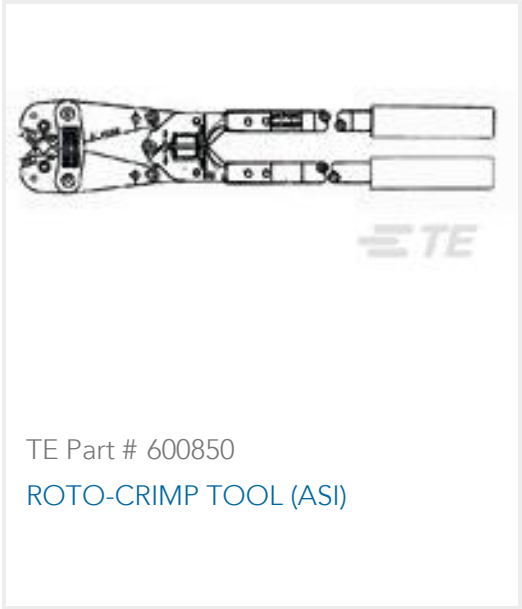




Product Compliance Disclaimer

This information is provided based on reasonable inquiry of our suppliers and represents our current actual knowledge based on the information they provided. This information is subject to change. The part numbers that TE has identified as EU RoHS compliant have a maximum concentration of 0.1% by weight in homogenous materials for lead, hexavalent chromium, mercury, PBB, PBDE, DBP, BBP, DEHP, DIBP, and 0.01% for cadmium, or qualify for an exemption to these limits as defined in the Annexes of Directive 2011/65/EU (RoHS2). Finished electrical and electronic equipment products will be CE marked as required by Directive 2011/65/EU. Components may not be CE marked. Additionally, the part


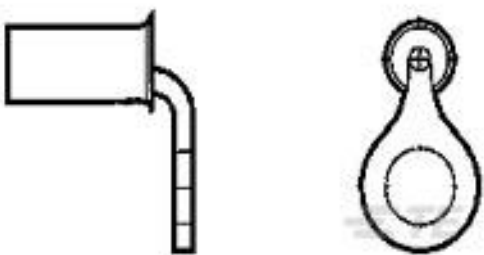

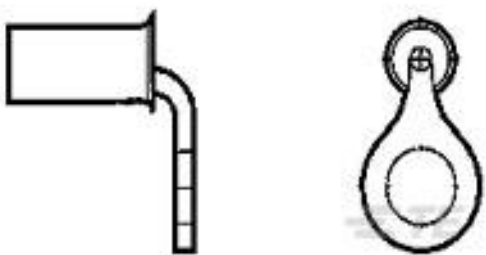






numbers that TE has identified as EU ELV compliant have a maximum concentration of 0.1% by weight in homogenous materials for lead, hexavalent chromium, and mercury, and 0.01% for cadmium, or qualify for an exemption to these limits as defined in the Annexes of Directive 2000/53/EC (ELV). Regarding the REACH Regulation, the information TE provides on SVHC in articles for this part number is based on the latest European Chemicals Agency (ECHA) ‘Guidance on requirements for substances in articles’ posted at this URL: <https://echa.europa.eu/guidance-documents/guidance-on-reach>

Compatible Parts

|   |   |  |   |
|---|---|--|---|
|  <p>TE Part # 45439<br/>HYP8/10 SOLIS 2/0AWG DIE SET</p>         |  <p>TE Part # 600850<br/>ROTO-CRIMP TOOL (ASI)</p>           |  <p>TE Part # 1490413-6<br/>HYP10 SOLIS 2/0AWG NEST</p> |  <p>TE Part # 48133<br/>HYP8 SOLIS 2/0AWG NEST</p> |
|  <p>TE Part # 1490414-3<br/>HYP10 SOLIS HD 1/0AWG INDENTER</p> |  <p>TE Part # 48131<br/>HYP8 SOLIS 1/0-4/0AWG INDENTER</p> |  |   |

Customers Also Bought

|   |   |  |   |
|---|---|--|---|
|  <p>TE Part #321878<br/>TERMINAL,SOLIS R 4/0 3/8</p> |  <p>TE Part #322906<br/>TERMINAL,SOLIS R 90DEG 1/0 3/8</p> |  <p>TE Part #321875<br/>TERMINAL,SOLIS R 3/0 3/8</p>  |  <p>TE Part #321265<br/>TERMINAL,SOLIS R 4/0 3/8 90DEG</p> |
|  <p>TE Part #321869<br/>TERMINAL,SOLIS R 2/0 1/4</p> |  <p>TE Part #321879<br/>TERMINAL,SOLIS R 4/0 7/16</p>      |  <p>TE Part #321271<br/>TERMINAL,SOLIS R 4/0 5/16</p> |  <p>TE Part #35185<br/>TERMINAL,SOLIS R 2 1/2</p>          |



Documents

Product Drawings

BODY SOLIS RING 2/0 1/2

English

CAD Files

Customer View Model

ENG\_CVM\_CVM\_321873\_AJ.2d\_dxf.zip

English

3D PDF

3D

Customer View Model

ENG\_CVM\_CVM\_321873\_AJ.3d\_igs.zip

English

Customer View Model

ENG\_CVM\_CVM\_321873\_AJ.3d\_stp.zip

English

By downloading the CAD file I accept and agree to the [Terms and Conditions](#) of use.

Instruction Sheets

Instruction Sheet (U.S.)

English

Agency Approvals

UL Report

English

UL Report

English